

Sundays until 25 January and from 29 March

Table 2 - London to Stevenage, Cambridge and Peterborough

Notes and Symbols	FC	FC	FC	FC	FC	FC	FC	GR	FC	GR	FC	FC	GR	FC	GR	FC	GR	FC	FC	GR	FC	GR	FC	GR	FC	FC	FC	GR	FC
	KL																												
LONDON KING'S CROSS	0652	0706	0722	0752	0806	0822	0852	0900	0906	0910	0915	0922	0930	0952	1000	1006	1010	1015	1022	1030	1052	1100	1106	1110	1115	1122	1152	1200	1206
FINSBURY PARK	0657	0711	0727	0758	0811	0827	0857		0911			0927		0957		1011			1027		1057		1111			1127	1157	1200	1211
Potters Bar		0721			0821				0921							1021							1121						1221
Hatfield		0727			0827				0927							1027							1127						1227
WELWYN GARDEN CITY		0733			0831				0931							1031							1131						1231
Welwyn North		0736			0834				0934							1034							1134						1234
Knebworth		0740			0838				0938							1038							1138						1238
HERTFORD NORTH																													
STEVENAGE	0716	0745	0750	0816	0842	0846	0916	0920	0942			0946		1016		1042			1046	1049	1116		1142			1146	1216	1242	
HITCHIN	0726	0752	0800	0830	0847	0851	0921		0947			0951		1021		1047			1051		1121		1147			1151	1221	1247	
LETCHWORTH GARDEN CITY	0733	0756		0833	0854		0925		0951					1025		1051					1125		1151			1225	1251		
Baldock	0736	0759		0836	0857		0928		0955					1028		1055					1128		1155			1228	1255		
Ashwell & Morden		0804			0902				1000							1100						1200						1300	
Royston	0744	0809		0844	0907		0936		1004					1036		1104					1136		1204			1236	1304		
Meldreth		0813			0913				1008							1108						1208						1308	
Shepreth		0816			0916				1011							1111						1211						1311	
Foxton		0818			0918				1014							1114						1214						1314	
CAMBRIDGE	0803	0834		0903	0932		0954		1027		1001			1054		1127		11v00			1154		1227		1200		1254	1327	
Newmarket									1133					1133				1133				1333					1333		
Arlesey			0805		0856				0956							1056						1156						1256	
Biggleswade			0810		0901				1001							1101						1201						1301	
Sandy			0814		0905				1005							1105						1205						1305	
St Neots			0821		0912				1012							1112						1212						1312	
Huntingdon (arr)			0829		0920				1020							1120						1220						1320	
Huntingdon (dep)			0829		0920				1020							1120						1220						1320	
PETERBOROUGH			0848		0939		0949		0957		1036	1014		1045		1059		1136	1118		1144		1154		1236		1244		
Stamford (Lincs)																		1204			1204				1304		1304		

FC - train operated by First Capital Connect
www.firstcapitalconnect.co.uk








GR - train operated by National Express East Coast
www.nationalexpress.co.uk

KL - service to King's Lynn
 - First Class accommodation available
 - Interchange with London Underground
 - service divides at Cambridge, passengers for stations to King's Lynn must travel in the front 4 carriages

For details of services before 0400, please see the end of the previous day's tables

Passengers may leave London later and arrive at highlighted stations earlier by using an alternative service. Please check adjacent columns for alternative services.

! - All services shown in this timetable may be subject to alteration, especially services on Bank Holidays, at Weekends, and services with the column note Check pages 20 to 27 for a summary of alterations.
Visit www.firstcapitalconnect.co.uk/changes, look for posters displaying Changes to Train Times, or call National Rail Enquiries on: 08457 48 49 50 (24hrs) for details of planned changes to services.

Notes and Symbols	GR	FC	FC	GR	FC	GR	FC	GR	FC	FC	GR	FC	GR	FC	GR	FC	FC	GR	FC	GR	FC	GR	FC	FC	GR	FC	GR	FC	GR	FC	GR
	☐	☐	☐	☐	☐	☐	☐	☐	☐	☐	☐	☐	☐	☐	☐	☐	☐	☐	☐	☐	☐	☐	☐	☐	☐	☐	☐	☐	☐	☐	☐
LONDON KING'S CROSS  	1210	1215	1222	1230	1252	1300	1306	1310	1315	1322	1330	1352	1400	1406	1410	1415	1422	1430	1452	1500	1506	1510	1515	1522	1530	1552	1600	1606	1610		
FINSBURY PARK 			1227		1257		1311			1327		1357		1411			1427		1457		1511			1527		1557		1611			
Potters Bar							1321							1421							1521								1621		
Hatfield							1327							1427							1527								1627		
WELWYN GARDEN CITY 							1331							1431							1531								1631		
Welwyn North							1334							1434							1534								1634		
Knebworth							1338							1438							1538								1638		
HERTFORD NORTH																															
STEVENAGE 	1229		1246		1316	1319	1342			1346	1349	1415		1442			1446		1516	1519	1542			1546		1616	1642	1629			
HITCHIN 			1251		1321		1347			1351		1422		1447			1451		1521	1519	1547			1551		1621	1647				
LETCHWORTH GARDEN CITY					1325		1351					1425		1451				1525		1551				1625		1651					
Baldock					1328		1355					1428		1455				1528		1555				1628		1655					
Ashwell & Morden							1400							1500						1600						1700					
Royston					1336		1404					1436		1504				1536		1604				1636		1704					
Meldreth							1408							1508						1608						1708					
Shepreth							1411							1511						1611						1711					
Foxton							1414							1514						1614						1714					
CAMBRIDGE		1302			1354		1427		1402			1454		1527		1500			1554		1627		16v00		1654		1727				
Newmarket		1333					1534					1534					1534			1733				1733							
Arlesey			1256									1356						1456						1556							
Biggleswade			1301									1401						1501						1601							
Sandy			1305									1405						1505						1605							
St Neots			1312									1412						1512						1612							
Huntingdon (arr)			1320									1420						1520						1620							
Huntingdon (dep)			1320									1420						1520						1620							
PETERBOROUGH 	1258		1336	1314		1350		1356		1437	1418		1444		1454		1536	1514		1549		1554		1638	1614		1644		1658		
Stamford (Lincs)			1404	1404						1504			1504				1604	1604					1704			1704					

FC - train operated by First Capital Connect

www.firstcapitalconnect.co.uk

GR - train operated by National Express East Coast

www.nationalexpresseastcoast.com

KL - service to King's Lynn

☐ - First Class accommodation available

⊕ - Interchange with London Underground

v - service divides at Cambridge, passengers for stations to

King's Lynn must travel in the front 4 carriages

Passengers may leave London later and arrive at highlighted stations earlier by using an alternative service. Please check adjacent columns for alternative services

! - All services shown in this timetable may be subject to alteration, especially services on Bank Holidays, at Weekends, and services with the column note ⊕ Check pages 20 to 27 for a summary of alterations.

Visit www.firstcapitalconnect.co.uk/changes, look for posters displaying ⊕ Changes to Train Times, or call National Rail Enquiries on: 08457 48 49 50 (24hrs) for details of planned changes to services.

Sundays until 25 January and from 29 March

Table 2 - London to Stevenage, Cambridge and Peterborough

Notes and Symbols	FC	FC	GR	GR	FC	GR	FC	GR	FC	FC	GR	FC	GR	FC	GR	FC	FC	GR	GR	FC	GR	FC	GR	FC	GR				
	KL v								KL v							KL v					KL v								
LONDON KING'S CROSS	1615	1622	1630	1640	1652	1700	1706	1710	1715	1722	1730	1752	1800	1806	1810	1815	1822	1830	1840	1852	1900	1906	1910	1915	1922	1930	1935	1952	2000
FINSBURY PARK		1627			1657		1711			1727		1757		1811			1827			1857		1921		1927			1957		
Potters Bar							1721							1821								1921							
Hatfield							1727							1827								1927							
WELWYN GARDEN CITY							1731							1831								1931							
Welwyn North							1734							1834								1934							
Knebworth							1738							1838								1938							
HERTFORD NORTH																													
STEVENAGE		1646	1649		1716		1742			1746	1749	1816		1842			1846	1850		1916		1942			1946	1949	1954	2016	
HITCHIN		1651			1721		1747			1751		1821		1847			1851			1921		1947			1951			2021	
LETCWORTH GARDEN CITY					1725		1751					1825		1851						1925		1951						2025	
Baldock					1728		1755					1828		1855						1928		1955						2028	
Ashwell & Morden							1800							1900							2000								
Royston					1736		1804					1836		1904						1936		2004						2036	
Meldreth							1808							1908								2008							
Shepreth							1811							1911								2011							
Foxton							1814							1914								2014							
CAMBRIDGE	17v02				1754		1827		18v00			1854		1927		19v00				1954		2027		20v00				2054	
Newmarket	1733						1933					1933				1933					2133							2133	
Arlesey		1656										1756					1856								1956				
Biggleswade		1701										1801					1901								2001				
Sandy		1705										1805					1905								2005				
St Neots		1712										1812					1912								2012				
Huntingdon (arr)		1720										1820					1920								2020				
Huntingdon (dep)		1720										1820					1920								2020				
PETERBOROUGH		1737	1718	1724		1746		1754		1838	1818		1844		1854		1936	1919	1925		1944		1955		2036	2018	2024		2044
Stamford (Lincs)		1804		1804						1905			1905				2004				2004			2104				2104	

FC - train operated by First Capital Connect
www.firstcapitalconnect.co.uk

GR - train operated by National Express East Coast
www.nationalexpress.co.uk

KL - service to King's Lynn
v - First Class accommodation available
e - Interchange with London Underground

v - service divides at Cambridge, passengers for stations to King's Lynn must travel in the front 4 carriages

Passengers may leave London later and arrive at highlighted stations earlier by using an alternative service. Please check adjacent columns for alternative services

! - All services shown in this timetable may be subject to alteration, especially services on Bank Holidays, at Weekends, and services with the column note e. Check pages 20 to 27 for a summary of alterations.
Visit www.firstcapitalconnect.co.uk/changes, look for posters displaying e Changes to Train Times, or call National Rail Enquiries on: 08457 48 49 50 (24hrs) for details of planned changes to services.

Notes and Symbols	GR	FC	FC KL	FC	GR	FC	GR	FC	FC KL	FC	FC	FC	GR	FC	GR	FC	FC	FC	FC	FC	FC	FC	FC	FC	FC	
	☐	☐	☐	☐	☐	☐	☐	☐	☐	☐	☐	☐	☐	☐	☐	☐	☐	☐	☐	☐	☐	☐	☐	☐	☐	
LONDON KING'S CROSS ☐☐ Ⓧ	2003	2006	2015	2022	2030	2052	2100	2106	2115	2122	2130	2152	2200	2206	2210	2215	2222	2252	2306	2315	2325	2341	0007	0036	0106	0136
FINSBURY PARK Ⓧ		2011		2027		2057		2111		2127		2157		2211		2227	2257	2311		2330	2347	0012	0041	0111	0141	
Potters Bar		2021						2121						2221				2321				0008	0058		0158	
Hatfield		2027						2127						2227				2327				0016	0104		0204	
WELWYN GARDEN CITY ☐		2031						2131						2231				2331				0020	0108		0208	
Welwyn North		2034						2134						2234				2336				0023	01s16		02s16	
Knebworth		2038						2138						2238				2340				0028	01s20		02s20	
HERTFORD NORTH		↓		↓		↓		↓		↓		↓		↓			↓	↓		↓		0039	↓	0138	↓	
STEVENAGE ☐		2042		2046		2116		2142		2146		2216		2242			2246	2317	2343		2349	0031	0048	0123	0147	0223
HITCHIN ☐		2047		2051		2121		2147		2151		2221		2247			2251	2326	2353	↓	0004	0037	0056	0128	0152	0228
LETCHWORTH GARDEN CITY		2051				2125		2151				2225		2251			2330	2357	2352		0052	0100		0206		
Baldock		2055				2128		2155				2228		2255			2333	2359					0104			
Ashwell & Morden		2100				↓		2200				↓		2300			↓	0005	↓				0109			
Royston		2104				2136		2204				2236		2304			2341	0010	0001				0113			
Meldreth		2108						2208						2308									0013			
Shepreth		2111						2211						2311									0016			
Foxton		2114						2214						2314									0018			
CAMBRIDGE		2127	2100			2154		2227	2200			2254		2329		23v10		0001	0035	0019			0139			
Newmarket			2133	↓				2321	↓			2321					↓	↓		↓			↓	↓	↓	
Arlesey				2056						2156							2256				0010		01s37		↓	
Biggleswade				2101						2201							2301				0015		01s42		02s40	
Sandy				2105						2205							2305				0018		01s46		↓	
St Neots				2112						2212							2312				0026		01s53		02s50	
Huntingdon (arr)				2120						2220							2327				0033		02s04		03s01	
Huntingdon (dep)		↓		2120	↓		↓			2220	↓		↓		↓		2327				0033		02s04		03s01	
PETERBOROUGH ☐	2050			2136	2114		2145			2236	2214		2244		22s59		2349				0058		0226		0323	
Stamford (Lincs)																										

FC - train operated by First Capital Connect
www.firstcapitalconnect.co.uk

GR - train operated by National Express East Coast
www.nationalexpress.co.uk

EY - service to Ely
KL - service to King's Lynn
MM - Monday morning
☐ - First Class accommodation available
Ⓧ - Interchange with London Underground







s - service stops to set down passengers only
v - service divides at Cambridge, passengers for stations to King's Lynn must travel in the front 4 carriages

Passengers may leave London later and arrive at highlighted stations earlier by using an alternative service. Please check adjacent columns for alternative services

! - All services shown in this timetable may be subject to alteration, especially services on Bank Holidays, at Weekends, and services with the column note Ⓧ. Check pages 20 to 27 for a summary of alterations. Visit www.firstcapitalconnect.co.uk/changes, look for posters displaying Ⓧ Changes to Train Times, or call National Rail Enquiries on: 08457 48 49 50 (24hrs) for details of planned changes to services.

Sundays from 1 February until 22 March

Table 2 - London to Stevenage, Cambridge and Peterborough

Notes and Symbols	FC	FC	FC	FC	FC	FC	FC	GR	FC	GR	FC	FC	GR	FC	GR	FC	GR	FC	FC	GR	FC	GR	FC	GR	FC	FC	FC	GR	FC	
	KL			KL															KL v								KL			
LONDON KING'S CROSS 	0648	0659	0718	0749	0759	0818	0848	0855	0859	0905	0909	0918	0925	0948	0955	0959	1005	1009	1018	1025	1048	1055	1059	1104	1109	1118	1148	1155	1159	
FINSBURY PARK 	0653	0704	0723	0754	0804	0823	0853		0904			0923		0953		1004			1023		1053		1104			1123	1153		1204	
Potters Bar		0721h			0821h				0921							1021j							1121j						1221h	
Hatfield		0727			0827				0927							1027							1127						1227	
WELWYN GARDEN CITY 		0733			0831				0931							1031							1131						1231	
Welwyn North		0736			0834				0934							1034							1134						1234	
Knebworth		0740			0838				0938							1038							1138						1238	
HERTFORD NORTH	↓	↓	↓	↓	↓	↓	↓	↓	↓					↓		↓			↓	↓	↓	↓	↓		↓	↓	↓	↓	↓	
STEVENAGE 	0716	0745	0750	0816	0842	0846	0916	0920	0942					0946		1016			1042			1046	1049	1116		1142		1146	1216	1242
HITCHING 	0726	0752	0800	0830	0847	0851	0921		0947					0951		1021			1047			1051		1121		1147		1151	1221	1247
LETCHWORTH GARDEN CITY	0733	0756		0833	0854		0925		0951						1025			1051					1125		1151			1225	1251	
Baldock	0736	0759		0836	0857		0928		0955						1028			1055					1128		1155			1228	1255	
Ashwell & Morden	↓	0804		↓	0902		↓		1000						↓			1100					↓		1200		↓		1300	
Royston	0744	0809		0844	0907		0936		1004						1036			1104					1136		1204			1236	1304	
Meldreth		0813			0913				1008							1108								1208					1308	
Shepreth		0816			0916				1011							1111								1211					1311	
Foxton	↓	0818		↓	0918		↓		1014		↓			↓		1114		↓				↓		1214		↓		↓	1314	
CAMBRIDGE	0803	0834		0903	0932		0954		1027		1001			1054		1127		11v00			1154		1227		1200		1254	1327		
Newmarket			↓					1133					1133				1133						1333			↓	1333			
Arlesey		0805			0856									0956					1056						1156				1256	
Biggleswade		0810			0901									1001					1101						1201				1301	
Sandy		0814			0905									1005					1105						1205				1305	
St Neots		0821			0912									1012					1112						1212				1312	
Huntingdon (arr)		0829			0920									1020					1120						1220				1320	
Huntingdon (dep)		0829			0920									1020					1120						1220				1320	
PETERBOROUGH 		0848			0939		0949		0957		1036	1014		1045		1059			1136	1118		1144		1154		1236		1244		
Stamford (Lincs)																														

FC - train operated by First Capital Connect
www.firstcapitalconnect.co.uk

GR - train operated by National Express East Coast
www.nationalexpressseastcoast.com

 - First Class accommodation available

 - Interchange with London Underground







! - All services shown in this timetable may be subject to alteration, especially services on Bank Holidays, at Weekends, and services with the column note  Check pages 20 to 27 for a summary of alterations.

Visit www.firstcapitalconnect.co.uk/changes, look for posters displaying  Changes to Train Times, or call National Rail Enquiries on: 08457 48 49 50 (24hrs) for details of planned changes to services.

KL - service to King's Lynn
h - Arrives 7 minutes earlier
j - Arrives 5 minutes earlier
v - service divides at Cambridge, passengers for stations to King's Lynn must travel in the front 4 carriages

For details of services before 0400, please see the end of the previous day's tables

Passengers may leave London later and arrive at highlighted stations earlier by using an alternative service. Please check adjacent columns for alternative services

Notes and Symbols	GR	FC	FC	GR	FC	GR	FC	GR	FC	FC	GR	FC	GR	FC	GR	FC	FC	GR	FC	GR	FC	GR	FC	FC	GR	FC	GR	FC	GR
	KL	KL																											
LONDON KING'S CROSS 	1204	1209	1218	1225	1248	1255	1259	1304	1309	1318	1325	1348	1355	1359	1404	1409	1418	1425	1448	1455	1459	1504	1509	1518	1525	1548	1555	1559	1604
FINSBURY PARK 			1223		1253		1304			1323		1353		1404			1423		1453		1504			1523		1553		1604	
Potters Bar							1321h							1421h							1521h							1621h	
Hatfield							1327							1427							1527							1627	
WELWYN GARDEN CITY 							1331							1431							1531							1631	
Welwyn North							1334							1434							1534							1634	
Knebworth							1338							1438							1538							1638	
HERTFORD NORTH	↓	↓	↓	↓	↓	↓	↓	↓	↓	↓	↓	↓	↓	↓	↓	↓	↓	↓	↓	↓	↓	↓	↓	↓	↓	↓	↓	↓	↓
STEVENAGE 	1229		1246		1316	1319	1342			1346	1349	1415		1442			1446		1516	1519	1542			1546		1616	1642	1629	
HITCHIN 			1251		1321		1347			1351		1422		1447			1451		1521		1547			1551		1621	1647		
LETCWORTH GARDEN CITY					1325		1351					1425		1451				1525		1551					1625		1651		
Baldock					1328		1355					1428		1455				1528		1555					1628		1655		
Ashwell & Morden					↓		1400					↓		1500				↓		1600				↓		1700			
Royston					1336		1404					1436		1504				1536		1604				1636		1704			
Meldreth							1408							1508						1608							1708		
Shepreth							1411							1511						1611							1711		
Foxton		↓			↓		1414		↓			↓		1514		↓		↓		1614		↓		↓		↓	1714		
CAMBRIDGE		1302			1354		1427		1402			1454		1527		1500			1554		1627		16v00			1654	1727		
Newmarket		1333	↓		↓		1534		↓			1534		↓		1534	↓		1733		↓		↓		1733				
Arlesey			1256							1356							1456						1556						
Biggleswade			1301							1401							1501						1601						
Sandy			1305							1405							1505						1605						
St Neots			1312							1412							1512						1612						
Huntingdon (arr)			1320							1420							1520						1620						
Huntingdon (dep)	↓		1320			↓		↓		1420	↓		↓		↓		1520	↓		↓		1620	↓		↓		↓		
PETERBOROUGH 	1258		1336	1314		1350		1356		1437	1418		1444	1454		1536	1514		1549		1554		1638	1614		1644	1658		
Stamford (Lincs)			1404	1404						1504				1504				1604	1604				1704				1704		

FC - train operated by First Capital Connect
www.firstcapitalconnect.co.uk

GR - train operated by National Express East Coast
www.nationalexpress.co.uk

KL - service to King's Lynn
h - Arrives 7 minutes earlier
I - First Class accommodation available
e - Interchange with London Underground








v - service divides at Cambridge, passengers for stations to King's Lynn must travel in the front 4 carriages

Passengers may leave London later and arrive at highlighted stations earlier by using an alternative service. Please check adjacent columns for alternative services.

! - All services shown in this timetable may be subject to alteration, especially services on Bank Holidays, at Weekends, and services with the column note . Check pages 20 to 27 for a summary of alterations. Visit www.firstcapitalconnect.co.uk/changes, look for posters displaying  Changes to Train Times, or call National Rail Enquiries on: 08457 48 49 50 (24hrs) for details of planned changes to services.

Sundays from 1 February until 22 March

Table 2 - London to Stevenage, Cambridge and Peterborough

Notes and Symbols	FC				GR				FC				GR				FC				GR								
	KL v	FC	GR	FC	KL v	FC	GR	FC	KL v	FC	GR	FC	KL v	FC	GR	FC	KL v	FC	GR	FC	KL v	FC	GR	FC	KL v	FC	GR		
LONDON KING'S CROSS  	1609	1618	1625	1635	1648	1655	1659	1704	1709	1718	1725	1748	1755	1759	1802	1809	1817	1825	1835	1848	1855	1900	1905	1909	1918	1925	1930	1948	1954
FINSBURY PARK 		1623			1653		1704			1723		1753		1804			1822		1853		1906			1923			1953		
Potters Bar							1721h							1821j							1921j								
Hatfield							1727							1827							1927								
WELWYN GARDEN CITY 							1731							1831							1931								
Welwyn North							1734							1834							1934								
Knebworth							1738							1838							1938								
HERTFORD NORTH																													
STEVENAGE 		1646	1649		1716		1742			1746	1749	1816		1842			1846	1850		1916		1942			1946	1949	1954	2016	
HITCHIN 		1651			1721		1747			1751		1821		1847			1851			1921		1947			1951			2021	
LETCHEWORTH GARDEN CITY					1725		1751					1825		1851					1925		1951							2025	
Baldock					1728		1755					1828		1855					1928		1955							2028	
Ashwell & Morden							1800							1900						2000									
Royston					1736		1804					1836		1904					1936		2004							2036	
Meldreth							1808							1908						2008									
Shepreth							1811							1911						2011									
Foxton							1814							1914						2014									
CAMBRIDGE	17v02				1754		1827		18v00		1854		1927		19v00				1954		2027		20v00				2054		
Newmarket	1733						1933				1933				1933					2133							2133		
Arlesey		1656								1756						1856										1956			
Biggleswade		1701								1801						1901										2001			
Sandy		1705								1805						1905										2005			
St Neots		1712								1812						1912										2012			
Huntingdon (arr)		1720								1820						1920										2020			
Huntingdon (dep)		1720								1820						1920										2020			
PETERBOROUGH 		1737	1718	1724		1746		1754		1838	1818		1844		1854		1936	1919	1925		1944		1955		2036	2018	2024	2044	
Stamford (Lincs)			1804	1804							1905						2004				2004				2104			2104	

FC - train operated by First Capital Connect
www.firstcapitalconnect.co.uk
GR - train operated by National Express East Coast
www.nationalexpress-east.co.uk

KL - service to King's Lynn
h - Arrives 7 minutes earlier
j - Arrives 5 minutes earlier
1 - First Class accommodation available
e - Interchange with London Underground

v - service divides at Cambridge, passengers for stations to King's Lynn must travel in the front 4 carriages

Passengers may leave London later and arrive at highlighted stations earlier by using an alternative service. Please check adjacent columns for alternative services

! - All services shown in this timetable may be subject to alteration, especially services on Bank Holidays, at Weekends, and services with the column note  Check pages 20 to 27 for a summary of alterations. Visit www.firstcapitalconnect.co.uk/changes, look for posters displaying  Changes to Train Times, or call National Rail Enquiries on: 08457 48 49 50 (24hrs) for details of planned changes to services.

