







Saturdays

Table 2: London to Stevenage, Cambridge and Peterborough

Notes and Symbols	FC	FC	FC	GR	FC	FC	FC	FC	GR	FC	GR	FC	FC	FC	FC	GR	FC	GR	FC	FC	GR	FC	FC	GR	GR	FC	FC	FC	
	⏴	⏴	⏴	⏴	⏴	⏴	KL	⏴	⏴	⏴	⏴	⏴	⏴	KL	⏴	⏴	⏴	⏴	⏴	⏴	⏴	⏴	KL	⏴	⏴	⏴	⏴	⏴	
LONDON KING'S CROSS 	0522	0545	0606	0615	0622	0636	0645	0652	0700	0706	0710	0722	0736	0745	0752	0800	0806	0810	0815	0822	0830	0836	0845	0852	0900	0905	0906	0915	0922
FINSBURY PARK 	0527	0550	0611		0627	0641		0657		0711		0727	0741		0757		0811		0815	0827		0841		0857		0911		0927	
Potters Bar	0537		0621			0651				0721			0751				0821					0851					0921		
Hatfield	0543		0627			0657				0727			0757				0827					0857					0927		
WELWYN GARDEN CITY 	0547		0631			0701				0731			0801				0831					0901					0931		
Welwyn North	0550		0634			0704				0734			0804				0834					0904					0934		
Knebworth	0554		0638			0708				0738			0808				0838					0908					0938		
HERTFORD NORTH	↓	↓	↓	↓	↓	↓	↓	↓	↓	↓	↓	↓	↓	↓	↓	↓	↓	↓	↓	↓	↓	↓	↓	↓	↓	↓	↓	↓	↓
STEVENAGE 	0558	0608	0642	0634	0646	0712		0716		0742		0746	0812		0816	0820	0842			0846	0849	0912		0916		0924	0942		0946
HITCHIN 	0606	0613	0647		0651	0717		0721		0747		0751	0817		0821		0847			0851		0917		0921		0947		0951	
LETCWORTH GARDEN CITY		0616	0651					0725		0751			0825		0851								0925			0951			
Baldock		0619	0655					0728		0755			0828		0855								0928			0955			
Ashwell & Morden		0624	0700					0733		0800			0836		0900								0936			1000			
Royston		0629	0704					0737		0804			0836		0904								0936			1004			
Meldreth		0632	0708					0741		0808			0836		0908								0936			1008			
Shepreth		0635	0711					0744		0811			0836		0911								0936			1011			
Foxton		0638	0714				↓	0746		0814			0836		0914				↓				0936			1014		↓	
CAMBRIDGE		0650	0727				0731	0759		0827			0831	0854	0927		0902					0931	0954			1027	1001		
Newmarket	↓		0804				0804			0902			0902			1004						1004				1102		↓	
Arlesey	0611				0656	0723						0756	0823				0856				0923							0956	
Biggleswade	0616				0701	0728						0801	0828				0901				0928							1001	
Sandy	0620				0705	0732						0805	0832				0905				0932							1005	
St Neots	0628				0712	0739						0812	0839				0912				0939							1012	
Huntingdon (arr)	0635				0720	0747						0820	0847				0920				0947							1020	
Huntingdon (dep)	0635			↓	0720	0747			↓	0820	0847				↓	0920	↓	0947						↓	0945			1020	
PETERBOROUGH 	0656			0705	0736	0805			0745		0756	0838	0905			0851	0856			0938	0920	1005						1036	
Stamford (Lincs)	0805				0805	0904						0904	1005							1005	1005	1104						1104	
Spalding	0756			0756		0855					0855		0955								0955								

50








FC - train operated by First Capital Connect
www.firstcapitalconnect.co.uk
GR - train operated by National Express East Coast
www.nationalexpress-eastcoast.com

KL - service to King's Lynn
⏴ - First Class accommodation available
⊕ - Interchange with London Underground

For details of services before 0400, please see the end of the previous day's tables

Passengers may leave London later and arrive at highlighted stations earlier by using an alternative service. Please check adjacent columns for alternative services

! - All services shown in this timetable may be subject to alteration, especially services on Bank Holidays, at Weekends, and services with the column note  Check pages 20 to 27 for a summary of alterations.
Visit www.firstcapitalconnect.co.uk/changes, look for posters displaying  Changes to Train Times, or call National Rail Enquiries on: 08457 48 49 50 (24hrs) for details of planned changes to services.

Notes and Symbols	KL v				KL v				KL v				KL v				KL v				KL v								
	GR	FC	FC	FC	GR	FC	GR	FC	FC	GR	FC	FC	GR	FC	GR	FC	FC	GR	FC	FC	GR	FC	FC	FC	GR	FC	GR	FC	FC
LONDON KING'S CROSS  	0930	0936	0945	0952	1000	1006	1010	1015	1022	1030	1036	1040	1045	1052	1100	1106	1110	1115	1122	1130	1136	1145	1152	1200	1206	1210	1215	1222	1230
FINSBURY PARK 		0941	0957		1011				1027		1041			1057		1111			1127		1141		1157		1211			1227	
Potters Bar		0951			1021						1051					1121					1151				1221				
Hatfield		0957			1027						1057					1127					1157				1227				
WELWYN GARDEN CITY 		1001			1031						1101					1131					1201				1231				
Welwyn North		1004			1034						1104					1134					1204				1234				
Knebworth		1008			1038						1108					1138					1208				1238				
HERTFORD NORTH																													
STEVENAGE 	0949	1012		1016	1042				1046		1112			1116		1142			1146	1150	1212		1216		1242			1246	
HITCHIN 		1017		1021	1047				1051		1117			1121		1147			1151		1217		1221		1247			1251	
LETCHWORTH GARDEN CITY				1025	1051									1125		1151			1125				1225		1251				
Baldock				1028	1055									1128		1155			1128				1228		1255				
Ashwell & Morden					1100											1200									1300				
Royston				1036	1104									1136		1204							1236		1304				
Meldreth					1108											1208									1308				
Shepreth					1111											1211									1311				
Foxton					1114											1214									1314				
CAMBRIDGE			10v31	1054	1127		1101						11v31	1154	1227		1202						12v31	1254	1327		1301		
Newmarket			1102		1204								1204			1302							1302		1404				
Arlesey		1023							1056		1123					1156			1156		1223							1256	
Biggleswade		1028							1101		1128					1201			1201		1228							1301	
Sandy		1032							1105		1132					1205			1205		1232							1305	
St Neots		1039							1112		1139					1212			1212		1239							1312	
Huntingdon (arr)		1047							1120		1147					1220			1220		1247							1320	
Huntingdon (dep)		1047							1120		1147					1220			1220		1247							1320	
PETERBOROUGH 	1020	1104			1046		1056		1138	1116	1205	1126		1145	1156	1239	1221	1305					1246		1256		1336	1316	
Stamford (Lincs)	1104	1204							1204		1304	1204				1304	1304	1404							1404		1404		
Spalding		1210							1210		1303	1210									1303								

FC - train operated by First Capital Connect
www.firstcapitalconnect.co.uk

GR - train operated by National Express East Coast
www.nationalexpress-east.co.uk

KL - service to King's Lynn
 - First Class accommodation available
 - Interchange with London Underground

v - service divides at Cambridge, passengers for stations to King's Lynn must travel in the front 4 carriages

Passengers may leave London later and arrive at highlighted stations earlier by using an alternative service. Please check adjacent columns for alternative services

! - All services shown in this timetable may be subject to alteration, especially services on Bank Holidays, at Weekends, and services with the column note . Check pages 20 to 27 for a summary of alterations. Visit www.firstcapitalconnect.co.uk/changes, look for posters displaying  Changes to Train Times, or call National Rail Enquiries on: 08457 48 49 50 (24hrs) for details of planned changes to services.

Saturdays

Table 2: London to Stevenage, Cambridge and Peterborough

	Notes and Symbols	FC	FC KL	FC	GR	FC	GR	FC	FC	GR	FC	FC KL	FC	FC	FC	GR	FC	FC KL	FC	FC	GR	FC	FC	FC	GR	FC	FC KL	FC	GR	
		⏰	⏰	⏰	⏰	⏰	⏰	⏰	⏰	⏰	⏰	⏰	⏰	⏰	⏰	⏰	⏰	⏰	⏰	⏰	⏰	⏰	⏰	⏰	⏰	⏰	⏰	⏰	⏰	⏰
LONDON KING'S CROSS	Ⓜ Ⓧ Ⓨ	1236	1245	1252	1300	1306	1310	1315	1322	1330	1336	1345	1352	1400	1406	1415	1422	1430	1436	1445	1452	1500	1506	1515	1522	1530	1536	1545	1552	1600
FINSBURY PARK	Ⓧ	1241		1257		1311			1327		1341		1357		1411		1427		1441		1457		1511		1527		1541		1557	
Potters Bar		1251				1321					1351				1421				1451				1521				1551			
Hatfield		1257				1327					1357				1427				1457				1527				1557			
WELWYN GARDEN CITY	Ⓜ	1301				1331					1401				1431				1501				1531				1601			
Welwyn North		1304				1334					1404				1434				1504				1534				1604			
Knebworth		1308				1338					1408				1438				1508				1538				1608			
HERTFORD NORTH		↓		↓		↓			↓		↓			↓			↓		↓			↓			↓		↓			↓
STEVENAGE	Ⓜ	1312		1316		1342			1346	1349	1412		1416		1442		1446		1512		1516		1542		1546	1549	1612		1616	
HITCHIN	Ⓜ	1317		1321		1347			1351		1417		1421		1447		1451		1517		1521		1547		1551		1617		1621	
LETCWORTH GARDEN CITY				1325		1351							1425		1451				1525		1551						1625			
Baldock				1328		1355							1428		1455				1528		1555						1628			
Ashwell & Morden						1400								1500						1600										
Royston				1336		1404							1436		1504				1536		1604						1636			
Meldreth						1408								1508						1608										
Shepreth						1411								1511						1611										
Foxton			↓	↓		1414		↓				↓	↓	1514		↓		↓	↓	1614		↓				↓	↓		↓	↓
CAMBRIDGE			1331	1354		1427		1401				1431	1454	1527	1501				1531	1554	1627	1604				1631	1654			
Newmarket			1404			1502						1502		1604					1604		1704					1704				
Arlesey		1323							1356		1423						1456		1523				1556		1623					
Biggleswade		1328							1401		1428						1501		1528				1601		1628					
Sandy		1332							1405		1432						1505		1532				1605		1632					
St Neots		1339							1412		1439						1512		1539				1612		1639					
Huntingdon (arr)		1347							1420		1447						1520		1547				1620		1647					
Huntingdon (dep)		1347							1420		1447					1520		1547				1620		1647						
PETERBOROUGH	Ⓜ	1405			1345		1356		1438	1420	1505			1446		1536	1516	1605			1545		1636	1620	1705				1646	
Stamford (Lincs)		1504							1504	1504	1604					1604	1604	1704					1704	1704	1804					
Spalding									1533	1533				1533				1647			1647				1756					








52

FC - train operated by First Capital Connect
www.firstcapitalconnect.co.uk
GR - train operated by National Express East Coast
www.nationalexpress.co.uk

KL - service to King's Lynn
Ⓜ - First Class accommodation available
Ⓧ - Interchange with London Underground

Passengers may leave London later and arrive at highlighted stations earlier by using an alternative service. Please check adjacent columns for alternative services

! - All services shown in this timetable may be subject to alteration, especially services on Bank Holidays, at Weekends, and services with the column note Ⓧ Check pages 20 to 27 for a summary of alterations.
 Visit www.firstcapitalconnect.co.uk/changes, look for posters displaying Ⓧ Changes to Train Times, or call National Rail Enquiries on: 08457 48 49 50 (24hrs) for details of planned changes to services.

Notes and Symbols	FC				GR				FC				GR				FC				GR				FC				GR				
	KL	KL	KL	KL	KL	KL	KL	KL	KL	KL	KL	KL	KL	KL	KL	KL	KL	KL	KL	KL	KL	KL	KL	KL	KL	KL	KL	KL	KL	KL	KL	KL	KL
LONDON KING'S CROSS  	1606	1615	1622	1630	1636	1645	1652	1700	1706	1715	1722	1730	1736	1740	1745	1752	1800	1803	1806	1808	1815	1822	1835	1836	1840	1845	1852	1900	1906				
FINSBURY PARK 	1611	1627			1641	1657			1711	1727			1741		1757				1811			1827		1841			1857		1911				
Potters Bar	1621				1651				1721				1751						1821					1851					1921				
Hatfield	1627				1657				1727				1757						1827					1857					1927				
WELWYN GARDEN CITY 	1631				1701				1731				1801						1831					1901					1931				
Welwyn North	1634				1704				1734				1804						1834					1904					1934				
Knebworth	1638				1708				1738				1808						1838					1908					1938				
HERTFORD NORTH																																	
STEVENAGE 	1642	1646			1712	1716			1742	1746	1750	1812			1816				1842	1827		1846		1912			1916	1919	1942				
HITCHIN 	1647	1651			1717	1721			1747	1751		1817			1821				1847	1832		1851		1917			1921		1947				
LETCHWORTH GARDEN CITY	1651					1725			1751						1825				1851								1925		1951				
Baldock	1655					1728			1755						1828				1855								1928		1955				
Ashwell & Morden	1700								1800										1900										2000				
Royston	1704					1736			1804						1836				1904								1936		2004				
Meldreth	1708								1808										1908										2008				
Shepreth	1711								1811										1911										2011				
Foxton	1714								1814										1914										2014				
CAMBRIDGE	1727	1701				1731	1754		1827	1801				18v31	1854				1927			1901					1931	1954	2027				
Newmarket	1804					1804			1902					1902					2004								2004		2102				
Arlesey		1656			1723						1756	1823										1856		1923									
Biggleswade		1701			1728						1801	1828										1901		1928									
Sandy		1705			1732						1805	1832										1905		1932									
St Neots		1712			1739						1812	1839										1846		1912	1939								
Huntingdon (arr)		1720			1747						1820	1847										1853		1920	1947								
Huntingdon (dep)		1720			1747						1820	1847										1853		1920	1947								
PETERBOROUGH 		1736	1716	1805			1745				1836	1821	1905	1827				1846	1852			1909	1936	1921	2005	1926			1950				
Stamford (Lincs)		1804	1804	1904							1904		2004	1904									2004	2104	2004								
Spalding		1902	1756	1902								1902											2054						2054				

FC - train operated by First Capital Connect
www.firstcapitalconnect.co.uk








GR - train operated by National Express East Coast
www.nationalexpress-eastcoast.com

KL - service to King's Lynn
 - First Class accommodation available
 - Interchange with London Underground

v - service divides at Cambridge, passengers for stations to King's Lynn must travel in the front 4 carriages


Passengers may leave London later and arrive at highlighted stations earlier by using an alternative service. Please check adjacent columns for alternative services

! - All services shown in this timetable may be subject to alteration, especially services on Bank Holidays, at Weekends, and services with the column note  Check pages 20 to 27 for a summary of alterations.
Visit www.firstcapitalconnect.co.uk/changes, look for posters displaying  Changes to Train Times, or call National Rail Enquiries on: 08457 48 49 50 (24hrs) for details of planned changes to services.

Notes and Symbols	FC	FC	GR	FC	FC	FC	GR	FC	FC	GR	FC	KL	FC	FC	FC	KL	FC	FC	FC	KL	FC	FC	FC	FC	FC	FC	I	H	H		
	1915	1922	1930	1936	1945	1952	2000	2006	2022	2030	2036	2052	2106	2122	2136	2152	2206	2222	2236	2308	2312	2315	2335	2350	0004	0007	0036	0036			
LONDON KING'S CROSS  																															
FINSBURY PARK 		1927		1941		1957		2011	2027		2041	2057	2111	2127	2141	2157	2211	2227	2241	2313	2317	2320	2340	2355	0010	0012	0041	0041			
Potters Bar				1951				2021			2051		2121		2151		2221		2251				2330	0001			0051	0051			
Hatfield				1957				2027			2057		2127		2157		2227		2257				2336	0009			0057	0057			
WELWYN GARDEN CITY 				2001				2031			2101		2131		2201		2231		2301				2340	0028g			0103	0103			
Welwyn North				2004				2034			2104		2134		2204		2234		2304				2345	0031			01s06	01s06			
Knebworth				2008				2038			2108		2138		2208		2238		2308				2349	0035			01s10	01s10			
HERTFORD NORTH																										0039					
STEVENAGE 		1946		2012		2016		2042	2046		2112	2116	2142	2146	2212	2216	2242	2246	2312			2346	2355	0041		0036	0048	0114	0114		
HITCHIN 		1951		2017		2021		2047	2051		2117	2121	2147	2151	2217	2221	2247	2251	2317			2351	0002	0049	00s35	0044	0056	0119	0119		
LETCHWORTH GARDEN CITY						2025		2051				2125	2151			2225	2251				2345		0006	0057		00s50	0100		0126a	0135	
Baldock						2028		2055				2128	2155			2228	2255						0009			0104					
Ashwell & Morden								2100					2200				2300						0014				0109				
Royston						2036		2104				2136	2204			2236	2304				2355		0019		01s00	0113					
Meldreth								2108					2208				2308						0022			0117					
Shepreth								2111					2211				2311						0025			0120					
Foxton								2114					2214				2314						0028			0123					
CAMBRIDGE		2001			2031	2054		2127				21v54	2227			22v54	2328				00v15		0045		0116	0139					
Newmarket					2102			2204																							
Arlesey		1956		2023				2056			2123			2156	2223			2256	2323			2356					01s26	01s47			
Biggleswade		2001		2028				2101			2128			2201	2228			2301	2328			0001		00s43		01s31	02s07				
Sandy		2005		2032				2105			2132			2205	2232			2305	2332			0005				01s35	02s17				
St Neots		2012		2039				2112			2139			2212	2239			2312	2339			0012		00s53		01s43	02s37				
Huntingdon (arr)		2020		2047				2120			2147			2220	2247			2320	2347			0020		01s00		01s50	03s07				
Huntingdon (dep)		2020		2047				2120			2147			2220	2247			2320	2347			0020		01s00		01s50	03s07				
PETERBOROUGH 		2036	2016	2105			2046	2136	2116	2205			2236	2305			2343	0014			0042		0119		0212	0347					
Stamford (Lincs)		2104	2104																												
Spalding			2054																												

FC - train operated by First Capital Connect
www.firstcapitalconnect.co.uk
GR - train operated by National Express East Coast
www.nationalexpress.co.uk

KL - service to King's Lynn
1 - First Class accommodation available
e - Interchange with London Underground
g - arrives 15 minutes earlier
s - Stops to set down only

I - Runs until 25 January and from 29 March
H - Runs from 1 February until 22 March
SuM - Sunday mornings only
 - Bus service; heavy luggage, prams, bicycles, etc, may not be conveyed

Passengers may leave London later and arrive at highlighted stations earlier by using an alternative service. Please check adjacent columns for alternative services