

















Notes and Symbols	FC	FC	FC	FC	FC	FC	FC	FC	FC	FC	FC	FC	FC	FC	FC	FC	FC	FC	FC	FC	
ST PANCRAS INTERNATIONAL  	Please use local bus and tube services to travel to/from these stations when no trains are operating. For details of alternative routes and services see pages 22 and 23																				
Farringdon 																					
City Thameslink 																					
LONDON BLACKFRIARS 	1907	1916	1946	2016	2046	2116	2146	2216	2246	2316											
LONDON BRIDGE  	19L15	19L45	20L15	20L45	21L15	21L45	22L15	22L45	23L15	23L45											
Elephant & Castle 	1915	1924	1954	2024	2054	2124	2154	2224	2254	2324											
Loughborough Junction	1927	1936	2006	2036	2106	2136	2206	2236	2306	2336											
Herne Hill 	1935	1942	1944	2014	2044	2114	2144	2214	2244	2314	2344										
Tulse Hill 	1931	1946	1953	2001	2022	2031	2052	2101	2122	2131	2152	2201	2222	2231	2252	2301	2322	2331	2352	0001	
Streatham 	1935	1951	2005	2035	2105	2135	2205	2235	2305	2335	0005										
Tooting	1940	2010	2040	2110	2140	2210	2240	2310	2340	0010											
Haydons Road	1943	2013	2043	2113	2143	2213	2243	2313	2343	0013											
WIMBLEDON  	1947	2017	2047	2117	2147	2217	2247	2317	2347	0017											
Wimbledon Chase	1950	2020	2050	2120	2150	2220	2250	2320	2350	0020											
South Merton	1952	2022	2052	2122	2152	2222	2252	2322	2352	0022											
Morden South	1954	2024	2054	2124	2154	2224	2254	2324	2354	0024											
St Helier	1956	2026	2056	2126	2156	2226	2256	2326	2356	0026											
Sutton Common	1958	2028	2058	2128	2158	2228	2258	2328	2358	0028											
West Sutton	2001	2031	2101	2131	2201	2231	2301	2331	0001	0031											
Mitcham Eastfields	1955	2025	2055	2125	2155	2225	2255	2325	2355	0025											
Mitcham Junction 	1958	2028	2058	2128	2158	2228	2258	2328	2358	0028											
Hackbridge	2001	2031	2101	2131	2201	2231	2301	2331	0001	0031											
Carshalton	2004	2034	2104	2134	2204	2234	2304	2334	0004	0034											
SUTTON 	2005	2007	2039	2105	2139	2205	2239	2305	2335	0005	0035										
																					

See the beginning of the next day's tables for details of later services

Please see the inside back pages for a description of other notes

L These services depart from the lower level platforms (8-16)

 Service continues around the loop via Wimbledon Bus service. Heavy luggage, prams, bicycles, etc. may not be carried