

Notes and Symbols	FC f	FC KLN f	GR f	FC f	GR f	FC f	GR f	FC f	FC KLN f	FC f	GR f	FC f	GR f	FC KLN f	FC f	GR f	GR f	FC f	FC KLN v f	FC f	GR f	FC w f	GR f	FC f	FC f	GR f	FC MOG f	FC f	GR f
LONDON KING'S CROSS 15 ⇌	0522	0545	0600	0606	0615	0622	0635	0636	0645	0652	0700	0706	0710	0715	0722	0730	0735	0736	0745	0752	0800	0803	0810	0815	0822	0830		0833	0840
FINSBURY PARK ⇌	0527	0550	↓	0611	↓	0627	↓	0641	↓	0657	↓	0711	↓	↓	0727	↓	↓	0741	↓	0757	↓	0808	↓	↓	0827	↓	0802	0838	↓
Potters Bar	0537	↓	↓	0621	↓	↓	↓	0651	↓	↓	↓	0721	↓	↓	↓	↓	↓	0751	↓	↓	↓	0819	↓	↓	↓	↓	↓	0849	↓
Hatfield	0543	↓	↓	0627	↓	↓	↓	0657	↓	↓	↓	0727	↓	↓	↓	↓	↓	0757	↓	↓	↓	0825	↓	↓	↓	↓	↓	0855	↓
WELWYN GARDEN CITY 14	0547	↓	↓	0631	↓	↓	↓	0701	↓	↓	↓	0731	↓	↓	↓	↓	↓	0801	↓	↓	↓	0831	↓	↓	↓	↓	↓	0901	↓
Welwyn North	0550	↓	↓	0634	↓	↓	↓	0704	↓	↓	↓	0734	↓	↓	↓	↓	↓	0804	↓	↓	↓	0834	↓	↓	↓	↓	↓	0904	↓
Knebworth	0554	↓	↓	0638	↓	↓	↓	0708	↓	↓	↓	0738	↓	↓	↓	↓	↓	0808	↓	↓	↓	0838	↓	↓	↓	↓	↓	0908	↓
HERTFORD NORTH	↓	05b50	↓	↓	↓	↓	↓	06b40	↓	↓	↓	07b10	↓	↓	↓	↓	↓	07b40	↓	↓	↓	08b10	↓	↓	↓	↓	0837	↓	↓
STEVENAGE 14	0558	0608	0619	0642	0634	0646	↓	0712	↓	0717	0719	0742	0729	↓	0746	0750	0756	0812	↓	0817	↓	0842	↓	↓	0846	0849	0850	0912	↓
HITCHIN 14	0606	0613	↓	0647	↓	0651	↓	0717	↓	0722	↓	0747	↓	↓	0751	↓	↓	0817	↓	0822	↓	0847	↓	↓	0851	↓	0855	0917	↓
LETCWORTH GARDEN CITY	↓	0617	↓	0651	↓	↓	↓	↓	↓	0726	↓	0751	↓	↓	↓	↓	↓	↓	↓	0826	↓	08w54	↓	↓	↓	↓	0903	↓	↓
Baldock	↓	0620	↓	0655	↓	↓	↓	↓	↓	0729	↓	0755	↓	↓	↓	↓	↓	↓	↓	0829	↓	0857	↓	↓	↓	↓	↓	↓	↓
Ashwell & Morden	↓	0625	↓	0700	↓	↓	↓	↓	↓	0734	↓	0800	↓	↓	↓	↓	↓	↓	↓	0834	↓	0902	↓	↓	↓	↓	↓	↓	↓
Royston	↓	0630	↓	0706	↓	↓	↓	↓	↓	0739	↓	0806	↓	↓	↓	↓	↓	↓	↓	0839	↓	0907	↓	↓	↓	↓	↓	↓	↓
Meldreth	↓	0634	↓	0710	↓	↓	↓	↓	↓	0743	↓	0810	↓	↓	↓	↓	↓	↓	↓	0843	↓	0911	↓	↓	↓	↓	↓	↓	↓
Shepreth	↓	0637	↓	0713	↓	↓	↓	↓	↓	0746	↓	0813	↓	↓	↓	↓	↓	↓	↓	0846	↓	0914	↓	↓	↓	↓	↓	↓	↓
Foxton	↓	0640	↓	0716	↓	↓	↓	↓	↓	0748	↓	0816	↓	↓	↓	↓	↓	↓	↓	0848	↓	0916	↓	↓	↓	↓	↓	↓	↓
CAMBRIDGE	↓	0655	↓	0729	↓	↓	↓	↓	0732	0802	↓	0829	↓	0802	↓	↓	↓	↓	08v35	0902	↓	0929	↓	0904	↓	↓	↓	↓	↓
Newmarket	↓	↓	↓	↓	↓	↓	↓	↓	08c04	↓	↓	↓	↓	↓	↓	↓	↓	↓	09c02	↓	↓	↓	↓	↓	↓	↓	↓	↓	↓
Arlesey	0611	↓	↓	↓	0656	↓	0723	↓	↓	↓	↓	↓	↓	0756	↓	↓	↓	0823	↓	↓	↓	↓	↓	0856	↓	↓	0923	↓	
Biggleswade	0616	↓	↓	↓	0701	↓	0728	↓	↓	↓	↓	↓	↓	0801	↓	↓	↓	0828	↓	↓	↓	↓	↓	0901	↓	↓	0928	↓	
Sandy	0620	↓	↓	↓	0705	↓	0732	↓	↓	↓	↓	↓	↓	0805	↓	↓	↓	0832	↓	↓	↓	↓	↓	0905	↓	↓	0932	↓	
St Neots	0628	↓	↓	↓	0712	↓	0739	↓	↓	↓	↓	↓	↓	0812	↓	↓	↓	0839	↓	↓	↓	↓	↓	0912	↓	↓	0939	↓	
Huntingdon (arr)	0635	↓	↓	↓	0720	↓	0747	↓	↓	↓	↓	↓	↓	0820	↓	↓	↓	0847	↓	↓	↓	↓	↓	0920	↓	↓	0947	↓	
Huntingdon (dep)	0635	↓	↓	↓	0720	↓	0747	↓	↓	↓	↓	↓	↓	0820	↓	↓	↓	0847	↓	↓	↓	↓	↓	0920	↓	↓	0947	↓	
PETERBOROUGH 13	0654	↓	0650	↓	0705	0738	0721	0809	↓	↓	0751	↓	0800	↓	0838	0821	↓	0914	↓	↓	0846	↓	0900	↓	0938	0920	↓	1004	0927
Stamford (Lincs)									08e05																				10e05
Spalding									07e56																				09e57

Please see the inside back pages for a description of other standard notes

f First Class accommodation available
b Change at Stevenage
c Change at Cambridge
e Change at Peterborough

v Service divides at Cambridge, passengers for stations to King's Lynn must travel in the front 4 carriages
w Service divides at Letchworth Garden City, passengers for stations to Cambridge must travel in the front 4 carriages

KLN Service to King's Lynn
MOG Service from Moorgate

xx Off-peak tickets are not valid during the **morning peak** at times tinted in blue. However, certain exceptions may apply. Please enquire at your local ticket office for details



xx Certain times are highlighted. This indicates that a faster journey is available between this station and Central London (or vice versa). Please check adjacent columns for alternative services

+ Off-peak tickets are subject to further restrictions on this service. For details please enquire at your station or call National Rail Enquiries on **08457 48 49 50**

! All services shown in this timetable may be subject to alteration, especially services on Bank Holidays and at weekends, and services with the column note **!**. Visit www.firstcapitalconnect.co.uk/changes, look for posters displaying **Changes to Train Times**, or call National Rail Enquiries on **08457 48 49 50** (24hrs, calls may be recorded) for details of planned changes to services

Notes and Symbols	FC KLN v	FC	GR	FC	GR	FC	FC	GR +	FC MOG	GR +	FC	FC KLN v	FC	GR	FC	GR	FC	FC	FC MOG	GR	GR	FC	FC KLN	FC	GR	FC	GR	FC	FC
LONDON KING'S CROSS	0845	0852	0900	0906	0910	0915	0922	0930		0935	0936	0945	0952	1000	1006	1010	1015	1022		1030	1035	1036	1045	1052	1100	1106	1110	1115	1122
FINSBURY PARK	0857			0911			0927		0904		0941	0957		1011		1010		1027	1004		1035	1041		1057		1111			1127
Potters Bar				0921							0951			1021								1051				1121			
Hatfield				0927							0957			1027								1057				1127			
WELWYN GARDEN CITY				0931							1001			1031								1101				1131			
Welwyn North				0934							1004			1034								1104				1134			
Knebworth				0938							1008			1038								1108				1138			
HERTFORD NORTH				09b07					0939										1039										
STEVENAGE		0917		0942				0946	0949	0951	0954	1012		1016		1042			1046	1051			1112		1116		1142		1146
HITCHIN		0922		0947				0951		0957		1017		1021		1047			1051	1057			1117		1121		1147		1151
LETCHWORTH GARDEN CITY		0926		0951					1004				1025		1051									1125		1151			
Baldock		0929		0955									1028		1055									1128		1155			
Ashwell & Morden		0934		1000										1100												1200			
Royston		0939		1004									1036		1104									1136		1204			
Meldreth		0943		1008										1108												1208			
Shepreth		0946		1011										1111												1211			
Foxton		0948		1014										1114												1214			
CAMBRIDGE	09v31	1002		1029		1004						10v31	1054		1129		1102						1131	1154		1227		1201	
Newmarket	10c04											11c02											12c04						
Arlesey												1023										1123							1156
Biggleswade							0959					1028						1059				1128							1201
Sandy							1003					1032						1103				1132							1205
St Neots							1010					1039						1110				1139							1212
Huntingdon (arr)							1018					1047						1118				1147							1220
Huntingdon (dep)							1018					1047						1118				1147							1220
PETERBOROUGH			0945		0957		1035	1020			1026	1105		1045	1056		1134		1116	1122	1206			1146		1156		1238	
Stamford (Lincs)											11e04											12e05							
Spalding											11e00											12e10							

London King's Cross (KGX) to Stevenage (SVG),
Cambridge (CBG) and Peterborough (PBO)
Mondays to Fridays

Notes and Symbols	GR	FC MOG	GR	FC	FC KLN	FC	GR	FC	GR	FC	FC	FC MOG	GR	GR	FC	FC KLN	FC	GR	FC	GR	FC	FC	FC MOG	GR	FC	FC KLN	FC	FC	FC	GR	
	1		1	1	1	1	1	1	1	1	1	1	1	1	1	1	1	1	1	1	1	1	1	1	1	1	1	1	1	1	1
LONDON KING'S CROSS 15 	1130		1135	1136	1145	1152	1200	1206	1210	1215	1222		1230	1235	1236	1245	1252	1300	1306	1310	1315	1322		1335	1336	1345	1352	1406	1410		
FINSBURY PARK 	∨	1104	∨	1141	∨	1157	∨	1211	∨	∨	1227	1204	∨	∨	1241	∨	1257	∨	1311	∨	∨	1327	1304	∨	1341	∨	1357	1411	∨		
Potters Bar	∨	∨	∨	1151	∨	∨	∨	1221	∨	∨	∨	∨	∨	∨	1251	∨	∨	∨	1321	∨	∨	∨	∨	∨	∨	1351	∨	∨	1421	∨	
Hatfield	∨	∨	∨	1157	∨	∨	∨	1227	∨	∨	∨	∨	∨	∨	1257	∨	∨	∨	1327	∨	∨	∨	∨	∨	∨	1357	∨	∨	1427	∨	
WELWYN GARDEN CITY 4	∨	∨	∨	1201	∨	∨	∨	1231	∨	∨	∨	∨	∨	∨	1301	∨	∨	∨	1331	∨	∨	∨	∨	∨	∨	1401	∨	∨	1431	∨	
Welwyn North	∨	∨	∨	1204	∨	∨	∨	1234	∨	∨	∨	∨	∨	∨	1304	∨	∨	∨	1334	∨	∨	∨	∨	∨	∨	1404	∨	∨	1434	∨	
Knebworth	∨	∨	∨	1208	∨	∨	∨	1238	∨	∨	∨	∨	∨	∨	1308	∨	∨	∨	1338	∨	∨	∨	∨	∨	∨	1408	∨	∨	1438	∨	
HERTFORD NORTH	∨	1139	∨	∨	∨	∨	∨	∨	∨	∨	∨	∨	1239	∨	∨	∨	∨	∨	∨	∨	∨	∨	∨	1339	∨	∨	∨	∨	∨	∨	
STEVENAGE 4	1150	1151	1154	1212	∨	1216	∨	1242	1229	∨	1246	1251	∨	1254	1312	∨	1316	∨	1342	∨	∨	1346	1351	∨	1412	∨	1416	1442	∨		
HITCHIN 4	∨	1157	∨	1217	∨	1221	∨	1247	∨	∨	1251	1257	∨	∨	1317	∨	1321	∨	1347	∨	∨	1351	1357	∨	1417	∨	1421	1447	∨		
LETCHWORTH GARDEN CITY	∨	1204	∨	∨	∨	1225	∨	1251	∨	∨	∨	1304	∨	∨	∨	∨	1325	∨	1351	∨	∨	∨	1404	∨	∨	∨	1425	1451	∨		
Baldock	∨	∨	∨	∨	1228	∨	∨	1255	∨	∨	∨	∨	∨	∨	∨	∨	1328	∨	1355	∨	∨	∨	∨	∨	∨	∨	1428	1455	∨		
Ashwell & Morden	∨	∨	∨	∨	∨	∨	∨	1300	∨	∨	∨	∨	∨	∨	∨	∨	∨	∨	1400	∨	∨	∨	∨	∨	∨	∨	∨	∨	1500	∨	
Royston	∨	∨	∨	∨	1236	∨	∨	1304	∨	∨	∨	∨	∨	∨	∨	∨	1336	∨	1404	∨	∨	∨	∨	∨	∨	∨	1436	1504	∨		
Meldreth	∨	∨	∨	∨	∨	∨	∨	1308	∨	∨	∨	∨	∨	∨	∨	∨	∨	∨	1408	∨	∨	∨	∨	∨	∨	∨	∨	∨	1508	∨	
Shepreth	∨	∨	∨	∨	∨	∨	∨	1311	∨	∨	∨	∨	∨	∨	∨	∨	∨	∨	1411	∨	∨	∨	∨	∨	∨	∨	∨	∨	1511	∨	
Foxton	∨	∨	∨	∨	∨	∨	∨	1314	∨	∨	∨	∨	∨	∨	∨	∨	∨	∨	1414	∨	∨	∨	∨	∨	∨	∨	∨	∨	1514	∨	
CAMBRIDGE	∨	∨	∨	1231	1254	∨	∨	1327	∨	1302	∨	∨	∨	∨	1331	1354	∨	∨	1427	∨	1401	∨	∨	∨	∨	1431	1454	1529	∨		
Newmarket	∨	∨	∨	13c02	∨	∨	∨	∨	∨	∨	∨	∨	∨	∨	∨	14c04	∨	∨	∨	∨	∨	∨	∨	∨	∨	∨	15c02	∨	∨		
Arlesey	∨	∨	1223	∨	∨	∨	∨	∨	∨	∨	1256	∨	∨	∨	1323	∨	∨	∨	∨	∨	∨	1356	∨	∨	∨	1423	∨	∨	∨	∨	
Biggleswade	∨	∨	1228	∨	∨	∨	∨	∨	∨	∨	1301	∨	∨	∨	1328	∨	∨	∨	∨	∨	∨	1401	∨	∨	∨	1428	∨	∨	∨	∨	
Sandy	∨	∨	1232	∨	∨	∨	∨	∨	∨	∨	1305	∨	∨	∨	1332	∨	∨	∨	∨	∨	∨	1405	∨	∨	∨	1432	∨	∨	∨	∨	
St Neots	∨	∨	1239	∨	∨	∨	∨	∨	∨	∨	1312	∨	∨	∨	1339	∨	∨	∨	∨	∨	∨	1412	∨	∨	∨	1439	∨	∨	∨	∨	
Huntingdon (arr)	∨	∨	1247	∨	∨	∨	∨	∨	∨	∨	1320	∨	∨	∨	1347	∨	∨	∨	∨	∨	∨	1420	∨	∨	∨	1447	∨	∨	∨	∨	
Huntingdon (dep)	∨	∨	1247	∨	∨	∨	∨	∨	∨	∨	1320	∨	∨	∨	1347	∨	∨	∨	∨	∨	∨	1420	∨	∨	∨	1447	∨	∨	∨	∨	
PETERBOROUGH 8	1221	1227	1307	∨	∨	1246	1300	∨	∨	∨	1336	∨	1316	∨	1405	∨	∨	1345	1356	∨	∨	1436	1424	1505	∨	∨	∨	∨	1456		
Stamford (Lincs)	∨	∨	13e04	∨	∨	∨	∨	∨	∨	∨	∨	∨	∨	∨	∨	∨	∨	∨	∨	∨	∨	∨	∨	∨	∨	∨	∨	∨	∨	∨	
Spalding	∨	∨	13e03	∨	∨	∨	∨	∨	∨	∨	∨	∨	∨	∨	∨	∨	∨	∨	∨	∨	∨	∨	∨	∨	∨	∨	∨	∨	∨	15e32	

Please see the inside back pages for a description of other standard notes

1 First Class accommodation available
4 Service formed of 4 carriages
6 Service formed of 6 carriages
8 Service formed of 8 carriages

b Change at Stevenage
c Change at Cambridge
e Change at Peterborough
v Service divides at Cambridge, passengers for stations to King's Lynn must travel in the front 4 carriages







w Service divides at Letchworth Garden City, passengers for stations to Cambridge must travel in the front 4 carriages
KLN Service to King's Lynn
MOG Service from Moorgate

xx Certain times are highlighted. This indicates that a faster journey is available between this station and Central London (or vice versa). Please check adjacent columns for alternative services

xx Off-peak Day (return portion), Family Travelcard and One Day Off-peak Travelcard tickets are not valid during the **evening peak** for travel from stations tinted in blue to stations between Stevenage and Waterbeach / Peterborough inclusive

Off-peak tickets are subject to further restrictions on this service. For details please enquire at your station or call National Rail Enquiries on **08457 48 49 50**

i All services shown in this timetable may be subject to alteration, especially services on Bank Holidays and at weekends, and services with the column note **●**. Visit www.firstcapitalconnect.co.uk/changes, look for posters displaying **Changes to Train Times**, or call National Rail Enquiries on **08457 48 49 50** (24hrs, calls may be recorded) for details of planned changes to services

Notes and Symbols	FC	FC	FC MOG	GR	GR	FC	FC KLN	FC	FC	GR	FC	FC	FC MOG	GR	GR	FC	FC KLN	FC	FC	GR	FC	FC	FC	GR	FC	GR	FC	FC KLN v	FC			
	1	1		1	1	1	1	1	1	+	1	1	1	+	+	1	1	1	1	+	1	1	1	+	w	+	1	1	1			
LONDON KING'S CROSS 15 	1415	1422		1430	1435	1436	1445	1452	1506	1510	1515	1522	1530	1535	1536	1545	1552	1606	1610	1615	1617	1622	1630	1632	1635	1640	1644	1650				
FINSBURY PARK 	1427	1404			1441	1457	1511	1527	1504			1541	1557	1611	1627		1637	1648	1654	1659	1703	1707										
Potters Bar					1451	1521	1527	1551	1621	1627	1654	1659	1703	1707																		
Hatfield					1457	1527	1557	1627	1654	1659	1703	1707																				
WELWYN GARDEN CITY 					1501	1531	1601	1632	1659	1703	1707																					
Welwyn North					1504	1534	1604	1635	1703	1707																			1711			
Knebworth					1508	1538	1608	1639	1707																							
HERTFORD NORTH		1439						1539										16b09						16b39								
STEVENAGE 	1446	1451		1454	1512	1516	1542	1551	1554	1612	1616	1643	1649	1653	1658	1658	1658	1658	1658	1658	1658	1658	1658	1658	1658	1658	1658	1658	1658	1658	1658	
HITCHIN 	1451	1457		1517	1521	1547	1551	1557	1604	1617	1621	1649	1653	1653	1653	1653	1653	1653	1653	1653	1653	1653	1653	1653	1653	1653	1653	1653	1653	1653	1653	
LETCHWORTH GARDEN CITY		1504			1525	1551	1604	1625	1653	1653	1653	1653	1653	1653	1653	1653	1653	1653	1653	1653	1653	1653	1653	1653	1653	1653	1653	1653	1653	1653		
Baldock					1528	1555	1604	1628	1657	1657	1657	1657	1657	1657	1657	1657	1657	1657	1657	1657	1657	1657	1657	1657	1657	1657	1657	1657	1657	1657	1657	
Ashwell & Morden					1600	1600	1600	1600	1600	1600	1600	1600	1600	1600	1600	1600	1600	1600	1600	1600	1600	1600	1600	1600	1600	1600	1600	1600	1600	1600	1600	
Royston					1536	1604	1637	1706	1737	1737	1737	1737	1737	1737	1737	1737	1737	1737	1737	1737	1737	1737	1737	1737	1737	1737	1737	1737	1737	1737	1737	
Meldreth					1608	1608	1608	1608	1608	1608	1608	1608	1608	1608	1608	1608	1608	1608	1608	1608	1608	1608	1608	1608	1608	1608	1608	1608	1608	1608	1608	1608
Shepreth					1611	1611	1611	1611	1611	1611	1611	1611	1611	1611	1611	1611	1611	1611	1611	1611	1611	1611	1611	1611	1611	1611	1611	1611	1611	1611	1611	1611
Foxton					1614	1614	1614	1614	1614	1614	1614	1614	1614	1614	1614	1614	1614	1614	1614	1614	1614	1614	1614	1614	1614	1614	1614	1614	1614	1614	1614	1614
CAMBRIDGE	1504				1531	1554	1630	1603	1633	1654	1730	1704	1802	1704	1704	1704	1704	1704	1704	1704	1704	1704	1704	1704	1704	1704	1704	1704	1704	1704	1704	
Newmarket					16c04	16c04	16c04	16c04	16c04	16c04	16c04	16c04	16c04	16c04	16c04	16c04	16c04	16c04	16c04	16c04	16c04	16c04	16c04	16c04	16c04	16c04	16c04	16c04	16c04	16c04	16c04	
Arlesey	1456				1523	1556	1623	1623	1623	1623	1623	1623	1623	1623	1623	1623	1623	1623	1623	1623	1623	1623	1623	1623	1623	1623	1623	1623	1623	1623	1623	1623
Biggleswade	1501				1528	1601	1628	1628	1628	1628	1628	1628	1628	1628	1628	1628	1628	1628	1628	1628	1628	1628	1628	1628	1628	1628	1628	1628	1628	1628	1628	1628
Sandy	1505				1532	1605	1632	1632	1632	1632	1632	1632	1632	1632	1632	1632	1632	1632	1632	1632	1632	1632	1632	1632	1632	1632	1632	1632	1632	1632	1632	1632
St Neots	1512				1539	1612	1639	1639	1639	1639	1639	1639	1639	1639	1639	1639	1639	1639	1639	1639	1639	1639	1639	1639	1639	1639	1639	1639	1639	1639	1639	1639
Huntingdon (arr)	1520				1547	1620	1647	1647	1647	1647	1647	1647	1647	1647	1647	1647	1647	1647	1647	1647	1647	1647	1647	1647	1647	1647	1647	1647	1647	1647	1647	1647
Huntingdon (dep)	1520				1547	1620	1647	1647	1647	1647	1647	1647	1647	1647	1647	1647	1647	1647	1647	1647	1647	1647	1647	1647	1647	1647	1647	1647	1647	1647	1647	1647
PETERBOROUGH 	1536				1604	1556	1637	1616	1626	1704	1656	1724	1743	1743	1743	1743	1743	1743	1743	1743	1743	1743	1743	1743	1743	1743	1743	1743	1743	1743	1743	1743
Stamford (Lincs)				16e04	16e04	16e04	16e04	16e04	16e04	16e04	16e04	16e04	16e04	16e04	16e04	16e04	16e04	16e04	16e04	16e04	16e04	16e04	16e04	16e04	16e04	16e04	16e04	16e04	16e04	16e04	16e04	16e04
Spalding					16e47	16e47	16e47	16e47	16e47	16e47	16e47	16e47	16e47	16e47	16e47	16e47	16e47	16e47	16e47	16e47	16e47	16e47	16e47	16e47	16e47	16e47	16e47	16e47	16e47	16e47	16e47	16e47
					17e04	17e04	17e04	17e04	17e04	17e04	17e04	17e04	17e04	17e04	17e04	17e04	17e04	17e04	17e04	17e04	17e04	17e04	17e04	17e04	17e04	17e04	17e04	17e04	17e04	17e04	17e04	17e04
					18e04	18e04	18e04	18e04	18e04	18e04	18e04	18e04	18e04	18e04	18e04	18e04	18e04	18e04	18e04	18e04	18e04	18e04	18e04	18e04	18e04	18e04	18e04	18e04	18e04	18e04	18e04	18e04

Notes and Symbols	FC	GR	FC	FC ELY	FC	GR	FC	FC	GR	GR	FC	FC	FC	GR	FC	FC	GR	FC	FC	FC	GR	FC	FC	GR	GR	FC	FC	FC	FC		
	1 4	+	1 8	ELY 1 8	1 8	+	1 4	1 8	+	+	1 1 2	1 8	1 8	+	1 8	1 8	+	1 1 2	1 8	1 8	+	r	1 8	1 8	+	+	1 8	1 8	1 8	1 4	
LONDON KING'S CROSS 15 ⇄	1654	1703	1710	1714	1714	1719	1722	1723	1730	1733	1740	1744	1744	1749	1752	1753	1803	1810	1814	1814	1819	1822	1823	1830	1835	1840	1844	1844	1852		
FINSBURY PARK ⇄	1659	↓	↓	↓	1719	↓	1728	↓	↓	↓	↓	1749	↓	1758	↓	↓	↓	1810	1814	1819	1828	↓	↓	↓	↓	↓	1849	1858			
Potters Bar	↓	↓	↓	↓	↓	↓	↓	↓	↓	↓	↓	↓	↓	↓	↓	↓	↓	↓	↓	↓	↓	↓	↓	↓	↓	↓	↓	↓	↓	↓	
Hatfield	1715	↓	↓	↓	↓	↓	↓	↓	↓	↓	↓	↓	↓	↓	↓	↓	↓	↓	↓	↓	↓	↓	↓	↓	↓	↓	↓	↓	↓	1914	
WELWYN GARDEN CITY 4	1719	↓	↓	↓	↓	↓	1747	↓	↓	↓	↓	↓	↓	1817	↓	↓	↓	↓	↓	↓	↓	↓	↓	↓	↓	↓	↓	↓	↓	1918	
Welwyn North	1722	↓	↓	↓	↓	↓	1751	↓	↓	↓	↓	↓	↓	1821	↓	↓	↓	↓	↓	↓	↓	1851	1841	↓	↓	↓	↓	↓	↓	1922	
Knebworth	1726	↓	↓	↓	1735	↓	1755	↓	↓	↓	↓	↓	↓	1825	↓	↓	↓	↓	↓	↓	↓	1855	↓	↓	↓	↓	↓	↓	↓	1905	1926
HERTFORD NORTH	17b09	↓	↓	↓	↓	↓	17b33	↓	↓	↓	↓	↓	↓	18b03	↓	↓	↓	↓	↓	↓	↓	18b33	↓	↓	↓	↓	↓	↓	↓	↓	
STEVENAGE 4	1736	↓	↓	↓	1740	↓	1804	1743	↓	1752	↓	1809	↓	1834	1813	↓	↓	1839	↓	↓	1904	↓	1850	↓	↓	↓	↓	1910	1936		
HITCHIN 4	1742	↓	1733	↓	1746	↓	1810	↓	↓	↓	1803	1816	↓	1840	↓	↓	1833	↓	1846	↓	1910	1851	↓	↓	↓	↓	↓	1916	1942		
LETCHWORTH GARDEN CITY	1747	↓	↓	↓	↓	↓	1816	1752	↓	↓	↓	↓	↓	1846	1822	↓	↓	↓	↓	↓	1916	1855	↓	↓	↓	↓	↓	↓	↓	1947	
Baldock	1751	↓	↓	↓	↓	↓	1755	↓	↓	↓	↓	↓	↓	1825	↓	↓	↓	↓	↓	↓	↓	1859	↓	↓	↓	↓	↓	↓	↓	1951	
Ashwell & Morden	1756	↓	↓	↓	↓	↓	1800	↓	↓	↓	↓	↓	↓	1830	↓	↓	↓	↓	↓	↓	↓	1904	↓	↓	↓	↓	↓	↓	↓	1956	
Royston	1801	↓	↓	1748	↓	↓	1828	1807	↓	↓	↓	↓	↓	18r58	1837	↓	↓	↓	↓	↓	↓	19r28	1911	↓	↓	1918	↓	↓	2001		
Meldreth	1805	↓	↓	↓	↓	↓	1832	↓	↓	↓	↓	↓	↓	1902	↓	↓	↓	↓	↓	↓	↓	1932	↓	↓	↓	↓	↓	↓	↓	2005	
Shepreth	1808	↓	↓	↓	↓	↓	1835	↓	↓	↓	↓	↓	↓	1905	↓	↓	↓	↓	↓	↓	↓	1935	↓	↓	↓	↓	↓	↓	↓	2008	
Foxton	1810	↓	↓	↓	↓	↓	1837	↓	↓	↓	↓	↓	↓	1907	↓	↓	↓	↓	↓	↓	↓	1937	↓	↓	↓	↓	↓	↓	↓	2010	
CAMBRIDGE	1824	↓	↓	1803	↓	↓	1854	↓	↓	↓	↓	18v31	↓	1922	↓	↓	↓	1901	↓	↓	1952	↓	↓	↓	↓	1933	↓	↓	2024		
Newmarket	↓	↓	↓	↓	↓	↓	↓	↓	↓	↓	↓	19c02	↓	↓	↓	↓	↓	↓	↓	↓	↓	↓	↓	↓	↓	↓	↓	↓	↓	20c04	
Arlesey	↓	↓	↓	1751	↓	↓	↓	↓	↓	↓	↓	1821	↓	↓	↓	↓	↓	1851	↓	↓	↓	↓	↓	↓	↓	↓	↓	↓	↓	1921	
Biggleswade	↓	↓	↓	1756	↓	↓	↓	↓	↓	↓	↓	1826	↓	↓	↓	↓	↓	1856	↓	↓	↓	↓	1907	↓	↓	↓	↓	↓	↓	1926	
Sandy	↓	↓	↓	1800	↓	↓	↓	↓	↓	↓	↓	1830	↓	↓	↓	↓	↓	1900	↓	↓	↓	↓	↓	↓	↓	↓	↓	↓	↓	1930	
St Neots	↓	1750	↓	1808	↓	↓	↓	↓	↓	↓	1820	1838	↓	↓	↓	↓	1850	1908	↓	↓	↓	↓	↓	↓	↓	1917	↓	↓	1938		
Huntingdon (arr)	↓	1757	↓	1816	↓	↓	↓	↓	↓	↓	1828	1845	↓	↓	↓	↓	1857	1915	↓	↓	↓	↓	↓	↓	↓	1925	↓	↓	1945		
Huntingdon (dep)	↓	1758	↓	1816	↓	↓	↓	↓	↓	↓	1828	1846	↓	↓	↓	↓	1858	1916	↓	↓	↓	↓	↓	↓	↓	1925	↓	↓	1946		
PETERBOROUGH 8	1751	1822	↓	1833	1806	↓	↓	1816	↓	↓	1850	1903	1837	↓	↓	1854	1914	↓	1933	1906	↓	↓	↓	1925	1942	↓	↓	2003			
Stamford (Lincs)	↓	↓	↓	↓	↓	↓	↓	↓	↓	↓	↓	19e04	↓	↓	↓	↓	↓	↓	↓	↓	↓	↓	↓	↓	↓	↓	↓	↓	↓	20e05	
Spalding	↓	↓	↓	↓	↓	↓	↓	19e02	↓	↓	↓	↓	↓	↓	↓	↓	↓	↓	↓	↓	↓	↓	↓	↓	↓	↓	↓	↓	↓	↓	

Please see the inside back pages for a description of other standard notes

- 1** First Class accommodation available
4 Service formed of 4 carriages
6 Service formed of 6 carriages
8 Service formed of 8 carriages
12 Service formed of 12 carriages

- b** Change at Stevenage
c Change at Cambridge
e Change at Peterborough
r Service divides at Royston, passengers for stations to Cambridge must travel in the front 4 carriages

- v** Service divides at Cambridge, passengers for stations to King's Lynn must travel in the front 4 carriages
ELY Service to Ely
KLN Service to King's Lynn
MOG Service from Moorgate

- FO** Fridays only
FX Mondays to Thursdays only
+ Off-peak tickets are subject to further restrictions on this service. For details please enquire at your station or call National Rail Enquiries on **08457 48 49 50**

xx Certain times are highlighted. This indicates that a faster journey is available between this station and Central London (or vice versa). Please check adjacent columns for alternative services

xx Off-peak Day (return portion), Family Travelcard and One Day Off-peak Travelcard tickets are not valid during the **evening peak** for travel from stations tinted in blue to stations between Stevenage and Waterbeach / Peterborough inclusive

xx Off-peak Return (outward & return portion), Off-peak Day (return portion), Family Travelcard and One Day Off-peak Travelcard tickets are not valid during the **evening peak** for travel from stations tinted in red to stations between Stevenage and Waterbeach / Peterborough inclusive

i All services shown in this timetable may be subject to alteration, especially services on Bank Holidays and at weekends, and services with the column note **●**. Visit www.firstcapitalconnect.co.uk/changes, look for posters displaying **Changes to Train Times**, or call National Rail Enquiries on **08457 48 49 50** (24hrs, calls may be recorded) for details of planned changes to services

Notes and Symbols	FC	FC MOG	GR +	GR	FC	FC	FC	FC	GR	FC	FC KLN v	FC	FC MOG	GR	GR	FC	FC	FC KLN v	FC	GR	FC	FC FXELY	FC FO KLN	FC	GR	FC MOG	FC	FC	FC	FC KLN				
LONDON KING'S CROSS	15	1853	1900	1903	1910	1915	1918	1922	1933	1934	1945	1952	2000	2003	2006	2007	2015	2022	2033	2036	2045	2045	2052	2100	2106	2107	2115							
FINSBURY PARK		1830					1923	1927		1939	1945	1957	1934		2011	2027				2041	2045	2045	2057	2024	2106	2111	2107	2115						
Potters Bar							1934								2021					2051					2121									
Hatfield							1942			1953					2027					2057					2127									
WELWYN GARDEN CITY	4						1948			2000					2031					2101					2131									
Welwyn North							1952			2004					2034					2104					2134									
Knebworth							1956			2008					2038					2108					2138									
HERTFORD NORTH		1903					19b35						2010							20b40					2110									
STEVENAGE	4	1913	1916				2004	1947		2012		2017	2023		2042				2047		2112			2116	2120	2123	2142							
HITCHIN	4		1922		1934		2010	1953		2017		2023	2028		2047				2053		2117			2121		2128	2147							
LETCHWORTH GARDEN CITY		1922	1927			1941	2015			2023	2010		2035		2051		2040			2123			2128		2134	2147			2151		2140			
Baldock		1925					2019								2055								2131			2155								
Ashwell & Morden		1930					2024								2100								2136			2200								
Royston		1937				1951	2029				2020				2104		2050						2141			2204			2150		2150			
Meldreth							2033								2108								2144			2208								
Shepreth							2036								2111								2147			2211								
Foxton							2038								2114								2150			2214								
CAMBRIDGE					2008		2052				20v35				2127		21v05					2131	2131	2203			2227				2205			
Newmarket											21c04																				23c04			
Arlesey							1958					2028											2058											
Biggleswade							2003					2033											2103				2135							
Sandy							2007					2037											2107											
St Neots					1952		2015					2045							2041				2115				2144							
Huntingdon (arr)					2000		2023					2054							2049				2123				2151							
Huntingdon (dep)					2000		2023					2055							2049				2123				2151							
PETERBOROUGH	8		1946	1952	2024		2040	2020				2126		2046	2052	2105			2140	2120				2153		2207								
Stamford (Lincs)									21e04																									
Spalding				20e54																														

London King's Cross (KGX) to Stevenage (SVG),
Cambridge (CBG) and Peterborough (PBO)
Mondays to Fridays

Notes and Symbols	FC	GR	FC	FC	FC	GR	FC	FC	FC	FC	FC	FC	FC	FC	FC	FC	FC	FC	FC	FC	GR	FC	FC	FC	FC	FC	FC	FC	FC	FC	FC	FC	FC	FC	
	1	1	1	1	MOG	1	1	1	1	●	●	1	1	1	1	1	1	1	1	1	1	1	1	1	1	1	1	1	1	1	1	1	1	1	
										KLN																									
LONDON KING'S CROSS	15	⊖	2122	2130	2136	2152		2200	2206	2207	2215	2222	2226	2236	2252	2301	2306	2315	2315	2322	2326	2330	2336	0001	0004	0006	0031	0036	0106	0136					
FINSBURY PARK	⊖		2127	⊖	2141	2157	2124	⊖	2211	⊖	⊖	2227	2232	2241	2257	⊖	2311	⊖	⊖	2327	2332	⊖	2341	⊖	0009	0012	⊖	0041	0111	0141					
Potters Bar			⊖	⊖	2151	⊖	⊖	2221	⊖	⊖	⊖	⊖	2251	⊖	⊖	2321	⊖	⊖	⊖	⊖	⊖	⊖	2351	⊖	⊖	⊖	⊖	0051	⊖	0158					
Hatfield			⊖	⊖	2157	⊖	⊖	2227	⊖	⊖	⊖	⊖	2257	⊖	⊖	2327	⊖	⊖	⊖	⊖	⊖	⊖	2357	⊖	⊖	⊖	⊖	0057	⊖	0204					
WELWYN GARDEN CITY	1		⊖	⊖	2201	⊖	⊖	2231	⊖	⊖	⊖	⊖	2301	⊖	⊖	2331	⊖	⊖	⊖	⊖	⊖	⊖	0001	⊖	⊖	⊖	⊖	0101	⊖	0208					
Welwyn North			⊖	⊖	2204	⊖	⊖	2234	⊖	⊖	⊖	⊖	2304	⊖	⊖	2334	⊖	⊖	⊖	⊖	⊖	⊖	0004	⊖	⊖	⊖	⊖	01s04	⊖	02s11					
Knebworth			⊖	⊖	2208	⊖	⊖	2238	⊖	⊖	⊖	⊖	2308	⊖	⊖	2338	⊖	⊖	⊖	⊖	⊖	⊖	0008	⊖	⊖	⊖	⊖	01s08	⊖	02s15					
HERTFORD NORTH			⊖	⊖	⊖	⊖	2207	⊖	⊖	⊖	⊖	⊖	2307	⊖	⊖	⊖	⊖	⊖	⊖	⊖	⊖	0007	⊖	⊖	⊖	0047	⊖	⊖	0138	⊖					
STEVENAGE	1		2147	⊖	2212	2216	2220	⊖	2242	⊖	⊖	2248	2320	2312	2316	⊖	2342	⊖	⊖	2346	0020	⊖	0012	00s20	0031	0100	00s50	0112	0147	0218					
HITCHIN	1		2153	⊖	2217	2221	2225	⊖	2247	⊖	⊖	2253	2328	2317	2324	⊖	2350	⊖	⊖	2354	0026	⊖	0020	00s35	0039	0106	01s05	0117	0152	0223					
LETCHWORTH GARDEN CITY			⊖	⊖	2223	2228	2233	⊖	2251	⊖	2240	⊖	2336	2326	2331	⊖	2354	2344	2344	⊖	0036	⊖	0029	⊖	0043	0116	01s08	⊖	0206	⊖					
Baldock			⊖	⊖	2231	⊖	⊖	2255	⊖	⊖	⊖	⊖	2334	⊖	⊖	2358	⊖	⊖	⊖	⊖	⊖	⊖	⊖	0046	⊖	⊖	⊖	⊖	⊖	⊖	⊖	⊖			
Ashwell & Morden			⊖	⊖	2236	⊖	⊖	2300	⊖	⊖	⊖	⊖	2339	⊖	⊖	0003	⊖	⊖	⊖	⊖	⊖	⊖	⊖	0051	⊖	⊖	⊖	⊖	⊖	⊖	⊖	⊖			
Royston			⊖	⊖	2241	⊖	⊖	2304	⊖	2250	⊖	⊖	2344	⊖	⊖	0007	2354	2354	⊖	⊖	⊖	⊖	⊖	0056	⊖	01s17	⊖	⊖	⊖	⊖	⊖	⊖			
Meldreth			⊖	⊖	⊖	⊖	⊖	2308	⊖	⊖	⊖	⊖	⊖	⊖	⊖	0011	⊖	⊖	⊖	⊖	⊖	⊖	⊖	0059	⊖	⊖	⊖	⊖	⊖	⊖	⊖	⊖	⊖		
Shepreth			⊖	⊖	⊖	⊖	⊖	2311	⊖	⊖	⊖	⊖	⊖	⊖	⊖	0014	⊖	⊖	⊖	⊖	⊖	⊖	⊖	0102	⊖	⊖	⊖	⊖	⊖	⊖	⊖	⊖	⊖		
Foxton			⊖	⊖	⊖	⊖	⊖	2314	⊖	⊖	⊖	⊖	⊖	⊖	⊖	0017	⊖	⊖	⊖	⊖	⊖	⊖	⊖	0105	⊖	⊖	⊖	⊖	⊖	⊖	⊖	⊖	⊖		
CAMBRIDGE			⊖	⊖	2258	⊖	⊖	2327	⊖	2305	⊖	⊖	⊖	0001	⊖	0029	0010	0010	⊖	⊖	⊖	⊖	⊖	0122	⊖	0134	⊖	⊖	⊖	⊖	⊖	⊖	⊖		
Newmarket			⊖	⊖	⊖	⊖	⊖	⊖	⊖	⊖	⊖	⊖	⊖	⊖	⊖	⊖	⊖	⊖	⊖	⊖	⊖	⊖	⊖	⊖	⊖	⊖	⊖	⊖	⊖	⊖	⊖	⊖	⊖	⊖	
Arlesey			2158	⊖	⊖	⊖	⊖	⊖	⊖	⊖	2258	⊖	⊖	⊖	⊖	⊖	⊖	⊖	2359	⊖	⊖	⊖	⊖	⊖	⊖	⊖	⊖	01s25	⊖	⊖	⊖	⊖	⊖		
Biggleswade			2203	⊖	⊖	⊖	⊖	2235	⊖	2303	⊖	⊖	⊖	2329	⊖	⊖	⊖	⊖	⊖	⊖	⊖	⊖	00s44	⊖	⊖	⊖	01s30	⊖	02s35						
Sandy			2207	⊖	⊖	⊖	⊖	⊖	⊖	2307	⊖	⊖	⊖	⊖	⊖	⊖	⊖	⊖	⊖	⊖	⊖	⊖	⊖	⊖	⊖	⊖	01s34	⊖	⊖	⊖	⊖	⊖	⊖		
St Neots			2215	⊖	⊖	⊖	⊖	2244	⊖	2315	⊖	⊖	⊖	2338	⊖	⊖	⊖	⊖	⊖	⊖	⊖	⊖	⊖	⊖	⊖	⊖	01s42	⊖	02s45						
Huntingdon (arr)			2222	⊖	⊖	⊖	⊖	2251	⊖	2322	⊖	⊖	⊖	2345	⊖	⊖	⊖	⊖	⊖	⊖	⊖	⊖	⊖	⊖	⊖	⊖	01s42	⊖	02s45						
Huntingdon (dep)			2223	⊖	⊖	⊖	⊖	2251	⊖	2323	⊖	⊖	⊖	2345	⊖	⊖	⊖	⊖	⊖	⊖	⊖	⊖	⊖	⊖	⊖	⊖	01s52	⊖	02s56						
PETERBOROUGH	1		2240	2216	⊖	⊖	⊖	2246	⊖	2307	⊖	2343	⊖	⊖	0012	⊖	⊖	⊖	⊖	⊖	⊖	0023	0124	⊖	⊖	⊖	0213	⊖	0314						
Stamford (Lincs)			⊖	⊖	⊖	⊖	⊖	⊖	⊖	⊖	⊖	⊖	⊖	⊖	⊖	⊖	⊖	⊖	⊖	⊖	⊖	⊖	⊖	⊖	⊖	⊖	⊖	⊖	⊖	⊖	⊖	⊖	⊖	⊖	
Spalding			⊖	⊖	⊖	⊖	⊖	⊖	⊖	⊖	⊖	⊖	⊖	⊖	⊖	⊖	⊖	⊖	⊖	⊖	⊖	⊖	⊖	⊖	⊖	⊖	⊖	⊖	⊖	⊖	⊖	⊖	⊖	⊖	

Please see the inside back pages for a description of other standard notes

1 First Class accommodation available
b Change at Stevenage
c Change at Cambridge
e Change at Peterborough
s Stops to set down passengers only

ELY Service to Ely
KLN Service to King's Lynn
MOG Service from Moorgate
SM Saturday mornings
TSM Tuesday to Saturday mornings

FO Fridays only
FX Mondays to Thursdays only