

Saturdays

Table 2 - Peterborough, Cambridge and Stevenage to London

Notes and Symbols	GR				KL	GR				KL	GR		GR		KL	GR		GR											
	□	□	□	□		□	□	□	□		□	□	□	□		□	□	□	□	□	□								
PETERBOROUGH	0358		0514	0545		0637		0618	0645	0709			0748	0718	0809	0744		0826		0832		0857	0818	0907	0845				
Huntingdon (arr)	0412		0528	0559				0632	0659					0732		0758							0832		0859				
Huntingdon (dep)	0412		0528	0559				0633	0659					0733		0759							0833		0859				
St Neots	0420		0536	0606				0641	0706					0741		0806							0841		0906				
Sandy	0427		0543	0614				0648	0714					0748		0814							0848		0914				
Biggleswade	0431		0547	0617				0652	0717					0752		0817							0852		0917				
Arlesey	0436		0552	0622				0657	0722					0757		0822							0857		0922				
CAMBRIDGE					0555		0628	0645			0655	0728	0745					0815		0755		0828	0845						
Foxton					0605						0705									0805									
Shepreth					0607						0707									0807									
Meldreth					0610						0710									0810									
Royston			0516		0615		0643				0715	0743							0815		0843								
Ashwell & Morden			0521		0620						0720								0820										
Baldock			0526		0625		0651				0725	0751							0825		0851								
LETCHWORTH GARDEN CITY		0450	0530		0629		0654				0729	0754							0829		0854								
HITCHIN	0448	0454	0533	0603	0628	0633	0658		0703	0728	0733	0758		0803		0828		0833		0858			0903		0928				
STEVENAGE	0453	0459	0539	0609	0633	0639	0703		0709	0733	0739	0803		0809		0833		0839		0903			0909		0933				
HERTFORD NORTH			0512																										
Knebworth			0543	0613		0643			0713		0743			0813					0843					0913					
Welwyn North			0547	0617		0647			0717		0747			0817					0847					0917					
WELWYN GARDEN CITY	0501		0550	0620		0650			0720		0750			0820					0850					0920					
Hatfield	0505		0553	0623		0653			0723		0753			0823					0853					0923					
Potters Bar	0511		0559	0629		0659			0729		0759			0829					0859					0929					
FINSBURY PARK	0529	0547	0611	0641	0651	0708		0721		0741	0751		0808	0821		0841		0851		0908		0921		0941		0951			
LONDON KING'S CROSS	0545	0555	0621	0649	0702	0719	0727	0732	0734	0749	0759	0802	0819	0832	0833	0838	0849	0901	0902	0906	0916	0919	0924	0932	0933	0949	0949	0958	1002

All trains are operated by First Capital Connect except:

GR - train operated by Great North Eastern Railway (www.gner.co.uk)

For details of services before 0400, please see the end of the previous days tables.

Passengers may leave highlighted stations later and arrive at London earlier by using an alternative service. Please check adjacent columns for alternative journeys

- - First Class accommodation available
- ⊕ - Interchange with London Underground
- KL - service from King's Lynn

! All services shown in this timetable may be subject to alteration, especially services on Bank Holidays, at Weekends and services with the column note Visit www.firstcapitalconnect.co.uk/changes, look for posters displaying Changes to Train Times or call National Rail Enquiries on 08457 48 49 50 (24hrs) for details of planned changes to services

Notes and Symbols	GR		GR		GR		KL		GR		GR		GR		KL		GR		GR		KL		GR							
	1	1	1	1	1	1	1	1	1	1	1	1	1	1	1	1	1	1	1	1	1	1	1	1						
PETERBOROUGH		0915	0912	0926		0933			0948		1006	0945			1033		1054	1018	1045		1116		1132		1148	1111	1145			
Huntingdon (arr)			0926								0959							1032	1059							1127	1159			
Huntingdon (dep)			0926							0933	0959							1033	1059							1133	1159			
St Neots			0934							0941	1006							1041	1106							1141	1206			
Sandy										0948	1014							1048	1114							1148	1214			
Biggleswade										0952	1017							1052	1117							1152	1217			
Arlesey										0957	1022							1057	1122							1157	1222			
CAMBRIDGE		0915			0855		0928	0945					1015	0955		1028	1045				1115		1055		1128	1145				
Foxton					0905									1005								1105								
Shepreth					0907									1007								1107								
Meldreth					0910									1010								1110								
Royston					0915		0943							1015		1043						1115		1143						
Ashwell & Morden					0920									1020								1120								
Baldock					0925		0951							1025		1051						1125		1151						
LETCWORTH GARDEN CITY					0929		0954							1029		1054						1129		1154						
HITCHIN					0933		0958			1003		1028		1033		1058			1103	1128							1203	1228		
STEVENAGE		0945			0939		1003			1009		1033		1039	1104	1103			1109	1133		1147	1139		1203		1209	1233		
HERTFORD NORTH																														
Knebworth					0943					1013				1043					1113			1143						1213		
Welwyn North					0947					1017				1047					1117			1147						1217		
WELWYN GARDEN CITY					0950					1020				1050					1120			1150						1220		
Hatfield					0953					1023				1053					1123			1153						1223		
Potters Bar					0959					1029				1059					1129			1159						1229		
FINSBURY PARK	⊕				1008		1021			1041		1051		1108		1121			1141	1151		1208		1221			1241	1251		
LONDON KING'S CROSS	⊕	1005	1011	1015	1018	1019	1025	1032	1034	1039	1049	1056	1102	1105	1119	1130	1132	1135	1148	1149	1202	1203	1212	1219	1222	1232	1233	1239	1249	1302

All trains are operated by First Capital Connect except:

GR - train operated by Great North Eastern Railway (www.gner.co.uk)

- 1** - First Class accommodation available
- ⊕ - Interchange with London Underground
- KL** - service from King's Lynn

Passengers may leave highlighted stations later and arrive at London earlier by using an alternative service. Please check adjacent columns for alternative journeys

! All services shown in this timetable may be subject to alteration, especially services on Bank Holidays, at Weekends and services with the column note ⊕ Visit www.firstcapitalconnect.co.uk/changes, look for posters displaying ⊕ **Changes to Train Times** or call National Rail Enquiries on **08457 48 49 50** (24hrs) for details of planned changes to services

Saturdays

Table 2 - Peterborough, Cambridge and Stevenage to London

	Notes and Symbols	GR		GR		KL		GR		GR		KL		GR		GR		KL		GR		GR								
		1	2	3	4	5	6	7	8	9	10	11	12	13	14	15	16	17	18	19	20	21	22							
PETERBOROUGH		1215		1234				1250	1218	1307	1245				1348	1318	1342			1413	1429									
Huntingdon (arr)									1232		1259					1332	1356					1432	1458							
Huntingdon (dep)									1233		1259					1333	1359					1433	1459							
St Neots									1241		1306					1341	1406					1441	1506							
Sandy									1248		1314					1348	1414					1448	1514							
Biggleswade									1252		1317					1352	1417					1452	1517							
Arlesey									1257		1322					1357	1422					1457	1522							
CAMBRIDGE		1215		1155		1228	1245							1315	1255	1328	1345			1415		1355	1428	1445			1515	1455		
Foxton				1205											1305							1405						1505		
Shepreth				1207											1307							1407						1507		
Meldreth				1210											1310							1410						1510		
Royston				1215		1243									1315	1343						1415	1443					1515		
Ashwell & Morden				1220											1320							1420						1520		
Baldock				1225		1251									1325	1351						1425	1451					1525		
LETCHEWORTH GARDEN CITY				1229		1254									1329	1354						1429	1454					1529		
HITCHIN				1233		1258			1303		1328				1333	1358						1433	1458			1503		1528	1533	
STEVENAGE				1239	1303	1303			1309		1333				1339	1403		1417	1409	1433		1439	1503			1509		1533	1539	
HERTFORD NORTH																														
Knebworth				1243					1313						1343							1443				1513		1543		
Welwyn North				1247					1317						1347							1447				1517		1547		
WELWYN GARDEN CITY				1250					1320						1350							1450				1520		1550		
Hatfield				1253					1323						1353							1453				1523		1553		
Potters Bar				1259					1329						1359							1459				1529		1559		
FINSBURY PARK	⊖			1308		1321			1341		1351				1408	1421						1508	1521			1541		1551	1608	
LONDON KING'S CROSS	⊖	1303	1308	1319	1331	1332	1335	1342	1349	1357	1402	1405	1419	1432	1434	1442	1449	1502	1503	1508	1519	1519	1532	1533	1539	1549	1556	1602	1605	1619

All trains are operated by First Capital Connect except:

GR - train operated by Great North Eastern Railway (www.gner.co.uk)

- 1 - First Class accommodation available
- ⊖ - Interchange with London Underground
- KL - service from King's Lynn

Passengers may leave highlighted stations later and arrive at London earlier by using an alternative service. Please check adjacent columns for alternative journeys

! All services shown in this timetable may be subject to alteration, especially services on Bank Holidays, at Weekends and services with the column note ⊖ Visit www.firstcapitalconnect.co.uk/changes, look for posters displaying ⊖ Changes to Train Times or call National Rail Enquiries on 08457 48 49 50 (24hrs) for details of planned changes to services

Notes and Symbols	GR		KL		GR		GR		KL		GR		KL		GR		KL		A		NB					
	□	□	□	□	□	□	□	□	□	□	□	□	□	□	□	□	□	□	□	□	□	□				
PETERBOROUGH	1843	1912			1938	1918	1945	2017			2051	2014	2045	2118			2151	2115	2145			2218	2242			
Huntingdon (arr)	1857					1932	1959					2028	2059					2129	2159			2232	2256			
Huntingdon (dep)	1859					1933	1959					2033	2059					2133	2159			2233	2256			
St Neots	1906					1941	2006					2041	2106					2141	2206			2241	2303			
Sandy	1914					1948	2014					2048	2114					2148	2214			2249	2311			
Biggleswade	1917					1952	2017					2052	2117					2152	2217			2252	2314			
Arlesey	1922					1957	2022					2057	2122					2157	2222			2257	2319			
CAMBRIDGE			1855	1928					1955	2028					2055	2128					2155	2228		2306	2306	
Foxton			1905						2005						2105						2205			2315	2315	
Shepreth			1907						2007						2107						2207			2318	2318	
Meldreth			1910						2010						2110						2210			2321	2321	
Royston			1915	1943					2015	2043					2115	2143					2215	2243		2325	2325	
Ashwell & Morden			1920						2020						2120						2220			2329	2329	
Baldock			1925	1951					2025	2051					2125	2151					2225	2251		2334	2334	
LETCHWORTH GARDEN CITY			1929	1954					2029	2054					2129	2154					2229	2254		2337	2337	
HITCHIN	1928		1933	1958		2003	2028		2033	2058		2103	2128		2133	2158		2203	2228	2233	2258	2303	2325	2341	2341	
STEVENAGE	1933	1943	1939	2003	2007	2009	2033	2048	2039	2103	2120	2109	2133	2151	2139	2203	2220	2209	2233	2239	2303	2309	2330	2346	2346	
HERTFORD NORTH																										
Knebworth			1943			2013			2043			2113			2143			2213		2243		2313		2349	2349	
Welwyn North			1947			2017			2047			2117			2147			2217		2247		2317		2353	2353	
WELWYN GARDEN CITY			1950			2020			2050			2120			2150			2220		2250		2320		2356	2356	
Hatfield			1953			2023			2053			2123			2153			2223		2253		2323		2359	2359	
Potters Bar			1959			2029			2059			2129			2159			2229		2259		2329		0005	0005	
FINSBURY PARK	⊖	1951		2008	2021	2041	2051		2108	2121		2141	2151		2208	2221		2241	2306	2316	2334	2344	2355	00s23	00sg41	
LONDON KING'S CROSS	⊕	2002	2010	2019	2032	2033	2049	2102	2113	2119	2132	2146	2149	2202	2215	2219	2232	2245	2249	2316	2330	2347	2353	0007	0034	00g56

All trains are operated by First Capital Connect except:

GR - train operated by Great North Eastern Railway (www.gner.co.uk)

- - First Class accommodation available
- ⊕ - Interchange with London Underground
- KL - service from King's Lynn
- NB - service to New Barnet

- g - change at New Barnet, connection is by bus
- s - stops to set down only
- A - runs until 8 September
- B - runs from 15 September

Passengers may leave highlighted stations later and arrive at London earlier by using an alternative service. Please check adjacent columns for alternative journeys

! All services shown in this timetable may be subject to alteration, especially services on Bank Holidays, at Weekends and services with the column note Visit www.firstcapitalconnect.co.uk/changes, look for posters displaying Changes to Train Times or call National Rail Enquiries on 08457 48 49 50 (24hrs) for details of planned changes to services

Notes and Symbols	P		P		P		P		P		P		P		P		P		GR			GR						
PETERBOROUGH		0422				0522							0622						0722	0858			0953			0958	1027	
Huntingdon (arr)		0457				0557							0657						0757	0912						1012		
Huntingdon (dep)		0457				0557							0657						0757	0912						1012		
St Neots		0527				0627							0727						0827	0919						1019		
Sandy		0547				0647							0747						0847	0927						1027		
Biggleswade		0557				0657							0757						0857	0930						1030		
Arlesey		0617				0717							0817						0917	0935						1035		
CAMBRIDGE §				0559			0621			0659			0721	0742					0821	0842			0933			0921	0942	
Foxton							0641						0741						0841							0941		
Shepreth							0649						0749						0849							0949		
Meldreth							0657						0757						0857							0957		
Royston				0629			0707			0729			0807	0812					0907	0912						1007	1012	
Ashwell & Morden							0717						0817						0917							1017		
Baldock					0641		0727			0741			0827	0824					0927	0924						1027	1024	
LETCWORTH GARDEN CITY				0649			0735			0749			0835	0832					0935	0932						1035	1032	
HITCHIN		0635		0704		0735				0804	0835	0850	0847	0858		0935	0941	0950	0947	0958					1041	1050	1047	1058
STEVENAGE	0641	0655	0705	0724	0733	0755	0757	0808	0810	0824	0833	0855		0903	0910		0947		1003			1010	1038	1047	1100		1103	
HERTFORD NORTH																												
Knebworth									0813								0913						1013					
Welwyn North									0817								0917						1017					
WELWYN GARDEN CITY									0820								0920						1020					
Hatfield									0824								0924						1024					
Potters Bar									0830								0930						1030					
FINSBURY PARK	⊖	0707		0730		0755			0832	0841		0850				0921	0941		1005			1021	1041		1105		1121	
LONDON KING'S CROSS § ⊕	0716		0738		0806			0842	0850		0900				0932	0950		1013			1030	1045	1050		1113	1126		1132

All trains are operated by First Capital Connect except:

GR - train operated by Great North Eastern Railway (www.gner.co.uk)

P - First Class accommodation available

For details of services before 0400, please see the end of the previous days tables.

⊖ - Interchange with London Underground

⊕ - Bus service; heavy luggage, prams, bicycles etc may not be conveyed

§ - customers travelling between London and Cambridge may wish to travel via 'one' services, see table 2A for details

! All services shown in this timetable may be subject to alteration, especially services on Bank Holidays, at Weekends and services with the column note ⊖ Visit www.firstcapitalconnect.co.uk/changes, look for posters displaying ⊕ **Changes to Train Times** or call National Rail Enquiries on **08457 48 49 50** (24hrs) for details of planned changes to services

Notes and Symbols	GR		GR			GR			GR			GR			GR		GR													
	1	2	1	2	3	1	2	3	1	2	3	1	2	3	1	2	3													
PETERBOROUGH			1045	1126		1136			1145	1216			1241		1246	1304			1348	1410	1422									
Huntingdon (arr)			1059						1159						1259				1359											
Huntingdon (dep)			1059						1159						1259				1359											
St Neots			1106						1206						1306				1406											
Sandy			1114						1214						1314				1414											
Biggleswade			1117						1217						1317				1417											
Arlesey			1122						1222						1322				1422											
CAMBRIDGE §		1018			1021	1042			1118			1121	1142		1218			1221	1242		1318									
Foxton					1041							1141						1241												
Shepreth					1049							1149						1249												
Meldreth					1057							1157						1257												
Royston					1107	1112						1207	1212					1307	1312											
Ashwell & Morden					1117							1217						1317												
Baldock					1127	1124						1227	1224					1327	1324											
LETCWORTH GARDEN CITY					1135	1132						1235	1232					1335	1332											
HITCHIN				1128			1158					1228		1258		1328		1358			1428									
STEVENAGE	1110	1123	1133				1203	1206	1210	1223	1233			1303		1310	1323	1333	1334		1350	1347	1358			1403	1414	1410	1423	1433
HERTFORD NORTH																														
Knebworth			1113						1213						1313						1413									
Welwyn North			1117						1217						1317						1417									
WELWYN GARDEN CITY			1120						1220						1320						1420									
Hatfield			1124						1224						1324						1424									
Potters Bar			1130						1230						1330						1430									
FINSBURY PARK ☉	1141		1151				1221		1241		1251			1321	1341	1351		1421		1441	1451									
LONDON KING'S CROSS § ☉	1150		1202	1217			1230	1233	1250		1302	1311		1330	1334	1350		1402	1402		1430	1440	1450		1502	1511	1513			

All trains are operated by First Capital Connect except:

GR - train operated by Great North Eastern Railway (www.gner.co.uk)

1 - First Class accommodation available

☉ - Interchange with London Underground

☉ - Bus service; heavy luggage, prams, bicycles etc may not be conveyed

§ - customers travelling between London and Cambridge may wish to travel via 'one' services, see table 2A for details

Passengers may leave highlighted stations later and arrive at London earlier by using an alternative service. Please check adjacent columns for alternative journeys

! All services shown in this timetable may be subject to alteration, especially services on Bank Holidays, at Weekends and services with the column note ☉ Visit www.firstcapitalconnect.co.uk/changes, look for posters displaying ☉ **Changes to Train Times** or call National Rail Enquiries on **08457 48 49 50** (24hrs) for details of planned changes to services

Notes and Symbols	GR		GR		GR		GR		GR		GR		GR		GR													
	□	□	□	□	□	□	□	□	□	□	□	□	□	□	□	□												
PETERBOROUGH			1443		1449	1536			1547		1543	1619			1651	1702	1645	1718			1741							
Huntingdon (arr)					1459						1559						1659											
Huntingdon (dep)					1459						1559						1659											
St Neots					1506						1606						1706											
Sandy					1514						1614						1714											
Biggleswade					1517						1617						1717											
Arlesey					1522						1622						1722											
CAMBRIDGE §	1321	1342			1418		1421	1442		1518			1521	1542		1618			1621	1642								
Foxton	1341						1441						1541						1641									
Shepreth	1349						1449						1549						1649									
Meldreth	1357						1457						1557						1657									
Royston	1407	1412					1507	1512					1607	1612					1707	1712								
Ashwell & Morden	1417						1517						1617						1717									
Baldock	1427	1424					1527	1524					1627	1624					1727	1724								
LETCORTHWORTH GARDEN CITY	1435	1432					1535	1532					1635	1632					1735	1732								
HITCHIN	1450	1447	1458			1528		1550	1547	1558		1628		1650	1647	1658			1728		1750	1747	1758					
STEVENAGE			1503			1510	1523	1533			1603	1617	1610	1623	1633	1649			1703	1720	1710		1723	1733			1803	1811
HERTFORD NORTH																												
Knebworth					1513								1613						1713									
Welwyn North					1517								1617						1717									
WELWYN GARDEN CITY					1520								1620						1720									
Hatfield					1524								1624						1724									
Potters Bar					1530								1630						1730									
FINSBURY PARK			1521		1541		1551				1621	1641	1651				1721	1741			1751			1821				
LONDON KING'S CROSS §			1530	1536	1550		1603	1629			1630	1643	1650		1702	1715			1730	1747	1750	1753		1802	1813		1830	1838

All trains are operated by First Capital Connect except:

GR - train operated by Great North Eastern Railway (www.gner.co.uk)




□ - First Class accommodation available

 - Interchange with London Underground

 - Bus service; heavy luggage, prams, bicycles etc may not be conveyed

§ - customers travelling between London and Cambridge may wish to travel via 'one' services, see table 2A for details

Passengers may leave highlighted stations later and arrive at London earlier by using an alternative service. Please check adjacent columns for alternative journeys

 All services shown in this timetable may be subject to alteration, especially services on Bank Holidays, at Weekends and services with the column note  Visit www.firstcapitalconnect.co.uk/changes, look for posters displaying  **Changes to Train Times** or call National Rail Enquiries on **08457 48 49 50** (24hrs) for details of planned changes to services

Notes and Symbols	GR		GR GR			GR GR			GR GR			GR GR			GR GR		GR GR									
	1	1	1	1	1	1	1	1	1	1	1	1	1	1	1	1	1									
PETERBOROUGH		1802	1747	1816		1849	1857		1845	1919	1929		1936	1942		2002	1947	2026								
Huntingdon (arr)			1759						1859								1959									
Huntingdon (dep)			1759						1859								1959									
St Neots			1806						1906								2006									
Sandy			1814						1914								2014									
Biggleswade			1817						1917								2017									
Arlesey			1822						1922								2022									
CAMBRIDGE §		1718			1721	1742		1818		1821	1842				1918			1921	1942							
Foxton					1741					1841									1941							
Shepreth					1749					1849									1949							
Meldreth					1757					1857									1957							
Royston					1807	1812				1907	1912								2007	2012						
Ashwell & Morden					1817					1917									2017							
Baldock					1827	1824				1927	1924								2027	2024						
LETCWORTH GARDEN CITY					1835	1832				1935	1932								2035	2032						
HITCHIN			1828		1850	1847	1858		1928			1958					2028		2050	2047	2058					
STEVENAGE	1810		1823	1833		1859		1903	1920	1910	1923	1933			2003	2008	2013	2010	2023	2032	2033	2057	2050	2047	2058	2103
HERTFORD NORTH																										
Knebworth		1813									1913									2013						
Welwyn North		1817									1917									2017						
WELWYN GARDEN CITY		1820									1920									2020						
Hatfield		1824									1924									2024						
Potters Bar		1830									1930									2030						
FINSBURY PARK	1841		1851				1921			1941		1951			2021				2041		2051					2121
LONDON KING'S CROSS §	1850	1853	1902	1910	1925		1931	1945	1949	1950		2002	2010	2021		2031	2034	2040	2050		2057	2104	2123			2130

All trains are operated by First Capital Connect except:

GR - train operated by Great North Eastern Railway (www.gner.co.uk)

1 - First Class accommodation available

⊕ - Interchange with London Underground

🧳 - Bus service; heavy luggage, prams, bicycles etc may not be conveyed

§ - customers travelling between London and Cambridge may wish to travel via 'one' services, see table 2A for details

Passengers may leave highlighted stations later and arrive at London earlier by using an alternative service. Please check adjacent columns for alternative journeys

! All services shown in this timetable may be subject to alteration, especially services on Bank Holidays, at Weekends and services with the column note **⊕** Visit www.firstcapitalconnect.co.uk/changes, look for posters displaying **⊕ Changes to Train Times** or call National Rail Enquiries on **08457 48 49 50** (24hrs) for details of planned changes to services

Notes and Symbols	GR		GR		GR			GR			GR		GR		GR		GR		GR		MM										
	1	1	1	1	1	1	1	1	1	1	1	1	1	1	1	1	1	1	1	1	1										
PETERBOROUGH	2048			2045	2118					2136												2248									
Huntingdon (arr)				2059																		2259									
Huntingdon (dep)				2059																		2259									
St Neots				2106																		2306									
Sandy				2114																		2314									
Biggleswade				2117																		2317									
Arlesey				2122																		2322									
CAMBRIDGE §			2018			2021	2042															2136	2157	2218	2228	2317					
Foxton						2041																2156									
Shepreth						2049																2204									
Meldreth						2057																2212									
Royston						2107	2112															2222	2227		2258	2347					
Ashwell & Morden						2117																2232									
Baldock						2127	2124															2242	2239		2310						
LETCHWORTH GARDEN CITY						2135	2132															2250	2247		2318	0009					
HITCHIN				2128		2150	2147	2158														2228		2305	2302	2310	2328	2333	2340	0024	0029
STEVENAGE	2120	2110	2123	2133	2147			2203	2209	2210	2223	2233	2236											2315	2323	2333	2345		00s34		
HERTFORD NORTH																															
Knebworth		2113									2213													2318			2348	00s37			
Welwyn North		2117									2217													2322			2352	00s44			
WELWYN GARDEN CITY		2120									2220													2325			2355	00s47			
Hatfield		2124									2224													2328			2358	00s50			
Potters Bar		2130									2230													2334			0004	00s56			
FINSBURY PARK	⊖	2141		2151				2221		2241		2256												2330		2358	0020	01s11			
LONDON KING'S CROSS § ⊕	2145	2150		2202	2214			2230	2235	2255		2309	2312	2348										0002	0013	0032	0118				

All trains are operated by First Capital Connect except:

GR - train operated by Great North Eastern Railway (www.gner.co.uk)

1 - First Class accommodation available

⊖ - Interchange with London Underground

🚌 - Bus service; heavy luggage, prams, bicycles etc may not be conveyed

s - stops to set down only

MM - Monday mornings

§ - customers travelling between London and Cambridge may wish to travel via 'one' services, see table 2A for details

Passengers may leave highlighted stations later and arrive at London earlier by using an alternative service. Please check adjacent columns for alternative journeys

! All services shown in this timetable may be subject to alteration, especially services on Bank Holidays, at Weekends and services with the column note ⊖ Visit www.firstcapitalconnect.co.uk/changes, look for posters displaying 🗨 Changes to Train Times or call National Rail Enquiries on 08457 48 49 50 (24hrs) for details of planned changes to services

Sundays from 16 September

Table 2 - Peterborough, Cambridge and Stevenage to London

Notes and Symbols		NB									GR				GR			KL	GR		GR									
PETERBOROUGH		0550		0645				0745			0858		0953		0945		1027		1045		1126		1136							
Huntingdon (arr)		0604		0659				0759			0912				0959				1059											
Huntingdon (dep)		0604		0659				0759			0912				0959				1059											
St Neots		0612		0706				0806			0920				1006				1106											
Sandy		0619		0714				0814			0927				1014				1114											
Biggleswade		0623		0717				0817			0931				1017				1117											
Arlesey		0628		0722				0822			0936				1022				1122											
CAMBRIDGE		0518		0618			0654	0718			0754	0818			0854	0918		1015		1028		1115	1055	1128						
Foxton							0714				0814				0914								1105							
Shepreth							0722				0822				0922								1107							
Meldreth							0730				0830				0930								1110							
Royston		0548		0648			0740	0748			0840	0848			0940	0948			1043				1115	1143						
Ashwell & Morden							0750				0850				0950								1120							
Baldock		0600		0700			0800	0800			0900	0900			1000	1000			1051				1125	1151						
LETCWORTH GARDEN CITY		0608		0708			0808	0808			0908	0908			1008	1008			1054				1129	1154						
HITCHIN		0623	0634		0723	0728	0754	0823	0823	0828	0854	0923	0923	0942	0934	0958			1023	1023	1028		1034	1058	1128	1133	1158			
STEVENAGE			0640	0717		0733	0759			0833	0859			0947	0939	1003			1033		1039	1058	1103	1133		1139	1203	1206		
HERTFORD NORTH																														
Knebworth				0721			0803				0903				0943						1043				1143					
Welwyn North				0725			0807				0907				0947						1047				1147					
WELWYN GARDEN CITY				0728			0810				0910				0950						1050				1150					
Hatfield				0732			0813				0913				0953						1053				1153					
Potters Bar				0741			0819				0919				0959						1059				1159					
FINSBURY PARK	⊕			0805			0806	0839			0856	0936			1009	1011	1021			1051		1111		1121	1151		1211	1221		
LONDON KING'S CROSS	⊕			0742	08b25		08b55	09b25			09b25	1011			1016	1019	1030	1045		1102	1109	1119	1128	1130	1202	1204	1217	1219	1230	1233

All trains are operated by First Capital Connect except: **GR** - train operated by Great North Eastern Railway (www.gner.co.uk)

1 - First Class accommodation available
⊕ - Interchange with London Underground
⊕ - Bus service; heavy luggage, prams, bicycles etc may not be conveyed

KL - service from King's Lynn
NB - service to New Barnet
b - connection is by bus
f - change at New Barnet to a connecting bus

t - connection is by train

For details of services before 0400, please see the end of the previous days tables.

Passengers may leave highlighted stations later and arrive at London earlier by using an alternative service. Please check adjacent columns for alternative journeys

! All services shown in this timetable may be subject to alteration, particularly on bank holidays and at times of engineering work. Look for posters displaying **Engineering**, visit www.firstcapitalconnect.co.uk/changes or call National Rail Enquiries on **08457 48 49 50** (24 hrs) for details of changes to First Capital Connect services.

Notes and Symbols	GR		GR		GR		KL		GR		KL		GR		GR		GR		GR		KL		GR											
	1	2	3	4	5	6	7	8	9	10	11	12	13	14	15	16	17	18	19	20	21	22	23	24										
PETERBOROUGH	1145		1216			1241	1246	1304					1348		1410	1422				1443	1449			1536	1547	1543		1619						
Huntingdon (arr)	1159						1259						1359								1459					1559								
Huntingdon (dep)	1159						1259						1359								1459					1559								
St Neots	1206						1306						1406								1506					1606								
Sandy	1214						1314						1414								1514					1614								
Biggleswade	1217						1317						1417								1517					1617								
Arlesey	1222						1322						1422								1522					1622								
CAMBRIDGE		1215		1155	1228				1315	1255	1328			1415						1355	1428			1515	1455		1528		1615	1555				
Foxton				1205									1305							1405					1505				1605					
Shepreth				1207									1307							1407					1507				1607					
Meldreth				1210									1310							1410					1510				1610					
Royston				1215	1243							1315	1343							1415	1443				1515		1543		1615					
Ashwell & Morden				1220								1320								1420					1520				1620					
Baldock				1225	1251							1325	1351							1425	1451				1525		1551		1625					
LETCWORTH GARDEN CITY				1229	1254							1329	1354							1429	1454				1529		1554		1629					
HITCHIN	1228			1233	1258			1328					1333	1358						1433	1458				1533		1558		1628	1633				
STEVENAGE	1233			1239	1303			1333	1334				1339	1403	1414	1433				1439	1503				1533		1539		1603	1617	1633		1649	1639
HERTFORD NORTH																																		
Knebworth				1243									1343							1443					1543								1643	
Welwyn North				1247									1347							1447					1547								1647	
WELWYN GARDEN CITY				1250									1350							1450					1550								1650	
Hatfield				1253									1353							1453					1553								1653	
Potters Bar				1259									1359							1459					1559								1659	
FINSBURY PARK	1251			1311	1321			1351					1411	1421					1451					1511	1521		1551		1611		1621		1651	1711
LONDON KING'S CROSS	1302	1303	1313	1319	1330	1334	1402	1402	1405	1419	1430	1440	1502	1505	1509	1513	1519	1530	1536	1603	1606	1619	1629	1633	1643	1643	1702	1703	1715	1715	1719			

All trains are operated by First Capital Connect except:

GR - train operated by Great North Eastern Railway
(www.gner.co.uk)

1 - First Class accommodation available
⊕ - Interchange with London Underground

KL - service from King's Lynn

Passengers may leave highlighted stations later and arrive at London earlier by using an alternative service. Please check adjacent columns for alternative journeys

! All services shown in this timetable may be subject to alteration, particularly on bank holidays and at times of engineering work. Look for posters displaying **⚠ Engineering**, visit www.firstcapitalconnect.co.uk/changes or call National Rail Enquiries on **08457 48 49 50** (24 hrs) for details of changes to First Capital Connect services.

Sundays from 16 September



Table 2 - Peterborough, Cambridge and Stevenage to London

Notes and Symbols	GR		KL	GR		GR		KL	GR		GR		KL	GR		GR		GR		KL										
	□	□		□	□	□	□		□	□	□	□		□	□	□	□	□	□		□	□	□							
PETERBOROUGH		1651	1702	1645		1718			1741	1802	1747		1816			1849	1857	1845		1919		1929		1936	1942	2002	1947			
Huntingdon (arr)				1659							1759		1816				1859										1959			
Huntingdon (dep)				1659							1759						1859										1959			
St Neots				1706							1806						1906										2006			
Sandy				1714							1814						1914										2014			
Biggleswade				1717							1817						1917										2017			
Arlesey				1722							1822						1922										2022			
CAMBRIDGE	1628				1715		1655	1728				1815		1755		1828			1915		1855		1928				2015			
Foxton							1705							1805							1905									
Shepreth							1707							1807							1907									
Meldreth							1710							1810							1910									
Royston	1643						1715	1743					1815		1843					1915		1943								
Ashwell & Morden							1720							1820						1920										
Baldock							1725	1751						1825		1851				1925		1951								
LETCWORTH GARDEN CITY							1729	1754						1829		1854				1929		1954								
HITCHIN	1658			1728			1733	1758			1828			1833		1858			1928		1933		1958				2028			
STEVENAGE	1703	1720		1733			1739	1803	1811		1833			1839	1859	1903	1920		1933		1939		2003	2008	2013	2032	2033			
HERTFORD NORTH																														
Knebworth							1743							1843						1943										
Welwyn North							1747							1847						1947										
WELWYN GARDEN CITY							1750							1850						1950										
Hatfield							1753							1853						1953										
Potters Bar							1759							1859						1959										
FINSBURY PARK	⊕	1721		1751			1811	1821			1851			1911		1921			1951		2011		2021				2051			
LONDON KING'S CROSS	⊕	1730	1747	1753	1802	1803	1813	1819	1830	1840	1853	1902	1907	1910	1919	1925	1931	1945	1949	2002	2003	2010	2019	2021	2030	2034	2038	2057	2104	2105

All trains are operated by First Capital Connect except:
GR - train operated by Great North Eastern Railway
 (www.gner.co.uk)

- - First Class accommodation available
- KL - service from King's Lynn
- ⊕ - Interchange with London Underground

Passengers may leave highlighted stations later and arrive at London earlier by using an alternative service. Please check adjacent columns for alternative journeys

 All services shown in this timetable may be subject to alteration, particularly on bank holidays and at times of engineering work. Look for posters displaying  **Engineering**, visit www.firstcapitalconnect.co.uk/changes or call National Rail Enquiries on **08457 48 49 50** (24 hrs) for details of changes to First Capital Connect services.

Notes and Symbols	GR		GR		KL		GR		GR		GR		KL		GR		KL	
	1	1	1	1	1	1	1	1	1	1	1	1	1	1	1	1	1	1
PETERBOROUGH		2026		2048	2045		2118			2136	2145	2204			2244		2248	
Huntingdon (arr)					2059						2159						2259	
Huntingdon (dep)					2059						2159						2259	
St Neots					2106						2206						2306	
Sandy					2114						2214						2314	
Biggleswade					2117						2217						2317	
Arlesey					2122						2222						2322	
CAMBRIDGE	1955		2028			2115		2055	2128				2215	2155		2241		2313
Foxton	2005							2105						2205				
Shepreth	2007							2107						2207				
Meldreth	2010							2110						2210				
Royston	2015		2043					2115	2143					2215		2255		2326
Ashwell & Morden	2020							2120						2220				
Baldock	2025		2051					2125	2151					2225		2303		
LETCHEWORTH GARDEN CITY	2029		2054					2129	2154					2229		2306		2336
HITCHIN	2033		2058		2128			2133	2158		2228			2233		2310	2328	2340
STEVENAGE	2039	2057	2103	2120	2133		2147	2139	2203	2209	2233	2236		2239		2315	2333	2345
HERTFORD NORTH																		
Knebworth	2043							2143						2243				2348
Welwyn North	2047							2147						2247				2352
WELWYN GARDEN CITY	2050							2150						2250				2355
Hatfield	2053							2153						2253				2358
Potters Bar	2059							2159						2259				0004
FINSBURY PARK	⊕ 2111		2121		2151			2211	2221		2256			2311		2338	2358	0020
LONDON KING'S CROSS	⊕ 2119	2123	2130	2145	2202	2203	2214	2219	2232	2233	2309	2312	2315	2324	2348	2354	0013	0032

All trains are operated by First Capital Connect except:

GR - train operated by Great North Eastern Railway (www.gner.co.uk)

1 - First Class accommodation available

⊕ - Interchange with London Underground

KL - service from King's Lynn

Passengers may leave highlighted stations later and arrive at London earlier by using an alternative service. Please check adjacent columns for alternative journeys

! All services shown in this timetable may be subject to alteration, particularly on bank holidays and at times of engineering work. Look for posters displaying **Engineering**, visit www.firstcapitalconnect.co.uk/changes or call National Rail Enquiries on **08457 48 49 50** (24 hrs) for details of changes to First Capital Connect services.