





Saturdays

Table 2 - London to Stevenage, Cambridge and Peterborough

Notes and Symbols	GR						KL	GR			KL	GR			GR			KL	GR		GR								
	0	1	2	3	4	5		6	7	8		9	0	1	2	3	4		5	6		7	8	9					
LONDON KING'S CROSS 	0521	0545	0606	0615	0622	0636	0645	0652	0700	0706	0710	0722	0736	0745	0752	0800	0806	0810	0815	0822	0830	0836	0845	0852	0900	0905	0906	0915	0922
FINSBURY PARK 	0526	0550	0611		0627	0641		0657		0711		0727	0741		0757		0811		0815	0827		0841		0857		0911		0927	
Potters Bar	0536		0621			0651				0721			0751				0821					0851					0921		
Hatfield	0542		0627			0657				0727			0757				0827					0857					0927		
WELWYN GARDEN CITY	0546		0631			0701				0731			0801				0831					0901					0931		
Welwyn North	0549		0634			0704				0734			0804				0834					0904					0934		
Knebworth	0553		0638			0708				0738			0808				0838					0908					0938		
HERTFORD NORTH																													
STEVENAGE	0557	0608	0642	0634	0646	0712				0716			0742	0812		0816	0820				0846	0849	0912		0916		0924	0942	0946
HITCHIN	0605	0612	0647		0651	0717				0721			0747	0817		0821	0847				0851		0917		0921		0924	0942	0946
LETCHWORTH GARDEN CITY		0616	0651							0725			0751			0825	0851							0925			0951		
Baldock		0619	0655							0728			0755			0828	0855							0928			0955		
Ashwell & Morden		0624	0700							0733			0800				0900										1000		
Royston		0628	0704							0736			0804			0836	0904							0936			1004		
Meldreth			0632	0708						0741			0808				0908										1008		
Shepreth			0635	0711						0744			0811				0911										1011		
Foxton			0637	0714						0746			0814				0914										1014		
CAMBRIDGE		0649	0727				0731	0759		0827				0831	0854		0927		0902				0931	0954			1027	1001	
Arlesey	0610				0656	0723							0756	0823						0856		0923							0956
Biggleswade	0615				0701	0728							0801	0828						0901		0928							1001
Sandy	0619				0705	0732							0805	0832						0905		0932							1005
St Neots	0627				0712	0739							0812	0839						0912		0939							1012
Huntingdon (arr)	0634				0720	0747							0820	0847						0920		0947							1020
Huntingdon (dep)	0634				0720	0747							0820	0847						0920		0947							1020
PETERBOROUGH	0655			0705	0736	0805			0746		0756	0836	0905			0851		0856		0937	0920	1005			0946				1037



All trains are operated by First Capital Connect except:



GR - train operated by Great North Eastern Railway (www.gner.co.uk)

-  - First Class accommodation available
-  - Interchange with London Underground
- KL - service to King's Lynn

For details of services before 0400, please see the end of the previous days tables.

Passengers may leave London later and arrive at highlighted stations earlier by using an alternative service. Please check adjacent columns for alternative journeys

 All services shown in this timetable may be subject to alteration, especially services on Bank Holidays, at Weekends and services with the column note  Visit www.firstcapitalconnect.co.uk/changes, look for posters displaying  **Changes to Train Times** or call National Rail Enquiries on **08457 48 49 50** (24hrs) for details of planned changes to services

Notes and Symbols	GR		KL v		GR		GR		GR		GR		KL v		GR		GR		GR		GR		GR						
	1	1	1	1	1	1	1	1	1	1	1	1	1	1	1	1	1	1	1	1	1	1	1	1					
LONDON KING'S CROSS 	0930	0936	0945	0952	1000	1006	1010	1015	1022	1030	1036	1040	1045	1052	1100	1106	1110	1115	1122	1130	1136	1145	1152	1200	1206	1210	1215	1222	1230
FINSBURY PARK 		0941		0957		1011			1027		1041			1057		1111			1127		1141		1157		1211			1227	
Potters Bar		0951				1021					1051					1121					1151				1221				
Hatfield		0957				1027					1057					1127					1157				1227				
WELWYN GARDEN CITY		1001				1031					1101					1131					1201				1231				
Welwyn North		1004				1034					1104					1134					1204				1234				
Knebworth		1008				1038					1108					1138					1208				1238				
HERTFORD NORTH																													
STEVENAGE	0949	1012		1016		1042			1046		1112			1116		1142			1146	1150	1212		1216		1242			1246	
HITCHIN		1017		1021		1047			1051		1117			1121		1147			1151		1217		1221		1247			1251	
LETCWORTH GARDEN CITY				1025		1051								1125		1151						1225		1251					
Baldock				1028		1055								1128		1155						1228		1255					
Ashwell & Morden						1100										1200								1300					
Royston				1036		1104								1136		1204					1236		1304						
Meldreth						1108										1208								1308					
Shepreth						1111										1211								1311					
Foxton						1114										1214								1314					
CAMBRIDGE			10v31	1054		1127		1101					11v31	1154		1227		1202				12v32	1254		1327		1301		
Arlesey		1023							1056		1123								1156		1223							1256	
Biggleswade		1028							1101		1128								1201		1228							1301	
Sandy		1032							1105		1132								1205		1232							1305	
St Neots		1039							1112		1139								1212		1239							1312	
Huntingdon (arr)		1047							1120		1147								1220		1247							1320	
Huntingdon (dep)		1047							1120		1147								1220		1247							1320	
PETERBOROUGH	1020	1105			1046		1056		1139	1116	1205	1126			1146		1156		1239	1221	1305			1246		1256		1336	1316

All trains are operated by First Capital Connect except:

GR - train operated by Great North Eastern Railway (www.gner.co.uk)



1 - First Class accommodation available

 - Interchange with London Underground

KL - service to King's Lynn

v - service divides at Cambridge, passengers for stations to King's Lynn must travel in the front 4 carriages

Passengers may leave London later and arrive at highlighted stations earlier by using an alternative service. Please check adjacent columns for alternative journeys

 All services shown in this timetable may be subject to alteration, especially services on Bank Holidays, at Weekends and services with the column note  Visit www.firstcapitalconnect.co.uk/changes, look for posters displaying  **Changes to Train Times** or call National Rail Enquiries on **08457 48 49 50** (24hrs) for details of planned changes to services

Notes and Symbols	KL		GR		GR		GR		KL		GR		GR		KL		GR		GR		KL		GR									
	1	2	3	4	5	6	7	8	9	10	11	12	13	14	15	16	17	18	19	20	21	22	23	24								
LONDON KING'S CROSS	1236	1245	1252	1300	1306	1310	1315	1322	1330	1336	1345	1352	1400	1406	1415	1422	1430	1436	1445	1452	1500	1506	1515	1522	1530	1536	1545	1552	1600			
FINSBURY PARK	1241		1257		1311			1327		1341		1357		1411		1427		1441		1457		1511		1527		1541		1557				
Potters Bar	1251				1321					1351				1421				1451				1521				1551						
Hatfield	1257				1327					1357				1427				1457				1527				1557						
WELWYN GARDEN CITY	1301				1331					1401				1431				1501				1531				1601						
Welwyn North	1304				1334					1404				1434				1504				1534				1604						
Knebworth	1308				1338					1408				1438				1508				1538				1608						
HERTFORD NORTH																																
STEVENAGE	1312				1316				1346	1349	1412			1416			1442			1446		1512		1516		1542		1546	1549	1612		1616
HITCHIN	1317				1321				1351		1417			1421			1447			1451		1517		1521		1547		1551	1549	1612		1616
LETCHWORTH GARDEN CITY					1325									1425			1451					1525		1551						1625		
Baldock					1328									1428			1455					1528		1555						1628		
Ashwell & Morden										1400						1500							1600									
Royston					1336									1436			1504					1536		1604						1636		
Meldreth										1408							1508						1608									
Shepreth										1411							1511						1611									
Foxton										1414							1514						1614									
CAMBRIDGE		1331	1354		1427		1401				1431	1454		1527	1501				1531	1554		1627	1602				1631	1654				
Arlesey	1323							1356		1423						1456		1523								1556		1623				
Biggleswade	1328							1401		1428						1501		1528							1601		1628					
Sandy	1332							1405		1432						1505		1532							1605		1632					
St Neots	1339							1412		1439						1512		1539							1612		1639					
Huntingdon (arr)	1347							1420		1447						1520		1547							1620		1647					
Huntingdon (dep)	1347							1420		1447						1520		1547							1620		1647					
PETERBOROUGH	1405			1346		1356		1436	1419	1505			1446		1536	1516	1605			1546		1637	1620	1705					1646			

All trains are operated by First Capital Connect except:

GR - train operated by Great North Eastern Railway (www.gner.co.uk)



1 - First Class accommodation available

⊕ - Interchange with London Underground

KL - service to King's Lynn



Passengers may leave London later and arrive at highlighted stations earlier by using an alternative service. Please check adjacent columns for alternative journeys

! All services shown in this timetable may be subject to alteration, especially services on Bank Holidays, at Weekends and services with the column note Visit www.firstcapitalconnect.co.uk/changes, look for posters displaying Changes to Train Times or call National Rail Enquiries on 08457 48 49 50 (24hrs) for details of planned changes to services




Notes and Symbols	GR			GR			GR			GR			GR			GR			GR			GR							
	1	1	1	1	1	KL	1	1	1	1	1	1	1	1	KL	1	1	1	1	1	1	1	1	1	1	1	1		
LONDON KING'S CROSS 	1606	1615	1622	1630	1636	1645	1652	1700	1706	1715	1722	1730	1736	1740	1745	1752	1800	1806	1808	1815	1822	1835	1836	1840	1845	1852	1900	1906	1915
FINSBURY PARK 	1611		1627		1641		1657		1711		1727		1741			1757		1811			1827		1841			1857	1911		
Potters Bar	1621				1651				1721				1751					1821					1851				1921		
Hatfield	1627				1657				1727				1757					1827					1857				1927		
WELWYN GARDEN CITY	1631				1701				1731				1801					1831					1901				1931		
Welwyn North	1634				1704				1734				1804					1834					1904				1934		
Knebworth	1638				1708				1738				1808					1838					1908				1938		
HERTFORD NORTH																													
STEVENAGE	1642		1646		1712		1716		1742		1746	1750	1812			1816	1842	1826		1845		1912			1916	1919	1942		
HITCHIN	1647		1651		1717		1721		1747		1751	1817				1821	1847		1851	1917		1917			1921		1947		
LETCWORTH GARDEN CITY	1651						1725		1751							1825	1851								1925		1951		
Baldock	1655						1728		1755							1828	1855								1928		1955		
Ashwell & Morden	1700								1800								1900										2000		
Royston	1704						1736		1804							1836	1904								1936		2004		
Meldreth	1708								1808								1908										2008		
Shepreth	1711								1811								1911										2011		
Foxton	1714								1814								1914										2014		
CAMBRIDGE	1727	1701			1731	1754		1827	1801					1831	1854		1927		1901					1931	1954		2027	2001	
Arlesey			1656		1723					1756		1823							1856		1923								
Biggleswade			1701		1728					1801		1828							1901		1928								
Sandy			1705		1732					1805		1832							1905		1932								
St Neots			1712		1739					1812		1839							1843		1912		1939						
Huntingdon (arr)			1720		1747					1820		1847							1852		1920		1947						
Huntingdon (dep)			1720		1747					1820		1847							1852		1920		1947						
PETERBOROUGH			1736	1716	1805			1746		1836	1821	1905	1826			1846	1908		1936	1921	2005	1926				1950			

All trains are operated by First Capital Connect except:

GR - train operated by Great North Eastern Railway (www.gner.co.uk)

-  - First Class accommodation available
-  - Interchange with London Underground
- KL** - service to King's Lynn

Passengers may leave London later and arrive at highlighted stations earlier by using an alternative service. Please check adjacent columns for alternative journeys

 All services shown in this timetable may be subject to alteration, especially services on Bank Holidays, at Weekends and services with the column note  Visit www.firstcapitalconnect.co.uk/changes, look for posters displaying  **Changes to Train Times** or call National Rail Enquiries on **08457 48 49 50** (24hrs) for details of planned changes to services

Saturdays

Table 2 - London to Stevenage, Cambridge and Peterborough

Notes and Symbols	GR			GR			GR			KL			KL			KL			SuM			SuM						
	1922	1930	1936	1945	1952	2000	2006	2022	2030	2036	2052	2106	2122	2136	2152	2206	2222	2236	2308	2312	2315	2335	2350	0004	0007	0036	SuM	
LONDON KING'S CROSS	1922	1930	1936	1945	1952	2000	2006	2022	2030	2036	2052	2106	2122	2136	2152	2206	2222	2236	2308	2312	2315	2335	2350	0004	0007	0036		
FINSBURY PARK	1927		1941		1957		2011	2027		2041	2057	2111	2127	2141	2157	2211	2227	2241	2313	2317	2320	2340	2355	0010	0014	0041		
Potters Bar			1951				2021			2051	2121	2151		2221		2251		2301			2330				0053			
Hatfield			1957				2027			2057	2127	2157		2227		2257		2307			2336				0059			
WELWYN GARDEN CITY			2001				2031			2101	2131	2201		2231		2301		2340			2340				0102			
Welwyn North			2004				2034			2104	2134	2204		2234		2304		2345			2345				01s07			
Knebworth			2008				2038			2108	2138	2208		2238		2308		2349			2349				01s11			
HERTFORD NORTH																												
STEVENAGE	1946		2012		2016		2042	2046		2112	2116	2142	2146	2212	2216	2242	2246	2312		2344	2355				0039			
HITCHIN	1951		2017		2021		2047	2051		2117	2121	2147	2151	2217	2221	2247	2251	2317		2351	0002				0041	0048	0113	
LETCHWORTH GARDEN CITY					2025		2051			2125	2151			2225	2251			2348		0006					0057	0128	0133	
Baldock					2028		2055			2128	2155			2228	2255					0009						0102		
Ashwell & Morden					2100		2100			2200				2300						0014						0107		
Royston					2036		2104			2136	2204			2236	2304			2355		0019					00s59	0113		
Meldreth							2108			2208				2308						0022						0117		
Shepreth							2111			2211				2311						0025						0120		
Foxton							2114			2214				2314						0028						0123		
CAMBRIDGE				2031	2054		2127			2154	2227			22v54	2328			00v15		0043					0116	0138		
Arlesey	1956		2023				2056			2123			2156	2223			2256	2323		2356							01s45	
Biggleswade	2001		2028				2101			2128			2201	2228			2301	2328		0001				00s43			02s05	
Sandy	2005		2032				2105			2132			2205	2232			2305	2332		0005							02s15	
St Neots	2012		2039				2112			2139			2212	2239			2312	2339		0012				00s52			02s35	
Huntingdon (arr)	2020		2047				2120			2147			2220	2247			2320	2347		0020				01s00			03s05	
Huntingdon (dep)	2020		2047				2120			2147			2220	2247			2320	2347		0020								
PETERBOROUGH	2036	2016	2105			2046	2136	2116	2205	2236	2305			2343	0014			0042						0119			0340	

Saturday evenings until 8 September

All trains are operated by First Capital Connect except: - Bus service; heavy luggage, prams, bicycles etc may not be conveyed **SuM** - Sunday mornings

GR - train operated by Great North Eastern Railway (www.gner.co.uk) **v** - service divides at Cambridge, passengers for stations to King's Lynn must travel in the front 4 carriages

1 - First Class accommodation available **KL** - service to King's Lynn **s** - Stops to set down only *See below for additional notes concerning this table*

- Interchange with London Underground

Passengers may leave London later and arrive at highlighted stations earlier by using an alternative service. Please check adjacent columns for alternative journeys

All services shown in this timetable may be subject to alteration, especially services on Bank Holidays, at Weekends and services with the column note Visit www.firstcapitalconnect.co.uk/changes, look for posters displaying **Changes to Train Times** or call National Rail Enquiries on **08457 48 49 50** (24hrs) for details of planned changes to services

Notes and Symbols			SuM	SuM		SuM	SuM NB
	I	I			I		I
LONDON KING'S CROSS	2335	2350	2354		2358		00f36
FINSBURY PARK	2340	2355	2359		0003		00f51
Potters Bar	0001						0123
Hatfield	0009						0128
WELWYN GARDEN CITY	0023						0132
Welwyn North	0026						01s37
Knebworth	0030						01s41
HERTFORD NORTH					0031		
STEVENAGE	0039		0032	0038	0038	0043	0048
HITCHIN		00s34		0058			0108
LETCHWORTH GARDEN CITY				01s13			0123
Baldock							0131
Ashwell & Morden							0141
Royston				01s35			0151
Meldreth							0201
Shepreth							0209
Foxton							0217
CAMBRIDGE			0143	0205		0242	
Arlesey							01s58
Biggleswade		00s43					02s03
Sandy							02s07
St Neots		00s52					02s14
Huntingdon (arr)		01s00					02s22
Huntingdon (dep)							
PETERBOROUGH		0119					0242

Saturday evenings from 15 September

All trains are operated by First Capital Connect except:

GR - train operated by Great North Eastern Railway (www.gner.co.uk)

I - First Class accommodation available

- Interchange with London Underground

- Bus service; heavy luggage, prams, bicycles etc may not be conveyed

NB - service from New Barnet

s - stops to set down only

f - change at New Barnet, connection by bus

SuM - Sunday mornings

Passengers may leave London later and arrive at highlighted stations earlier by using an alternative service. Please check adjacent columns for alternative journeys

All services shown in this timetable may be subject to alteration, especially services on Bank Holidays, at Weekends and services with the column note Visit www.firstcapitalconnect.co.uk/changes, look for posters displaying **Changes to Train Times** or call National Rail Enquiries on **08457 48 49 50** (24hrs) for details of planned changes to services

Sundays until 9 September

Table 2 - London to Stevenage, Cambridge and Peterborough

Notes and Symbols	0530		0652		0701		0722		0752		0801 0822		0852		GR 0900		GR 0910		GR 0922		GR 0930		GR 0952		GR 1000		GR 1001		GR 1010					
	0545	0657	0706	0727	0757	0806	0827	0857	0906	0927	0930	0957	1006	1016	1022	1026	1029	1033	1037	1045	1053	1059	1105	1135	1138	1144	1154	1200	1205	1210				
LONDON KING'S CROSS	0530	0652	0701	0722	0752	0801	0822	0852	0900	0910	0922	0930	0957	1006	1016	1022	1026	1029	1033	1037	1045	1053	1059	1105	1135	1138	1144	1154	1200	1205	1210			
FINSBURY PARK	0545	0657	0706	0727	0757	0806	0827	0857	0906	0927																								
Potters Bar			0716						0916																									
Hatfield			0722						0922																									
WELWYN GARDEN CITY			0726						0926																									
Welwyn North			0729						0929																									
Knebworth			0733						0933																									
HERTFORD NORTH																																		
STEVENAGE	0645	0650	0718	0728	0743	0750	0750	0753	0757	0819	0828	0841	0846	0850	0916	0920	0937	0946	0950	0956	1016	1021	1030	1037										
HITCHIN	0705	0710	0744						0817		0844		0854		0900	0921	0930	0951		0956		1016	1021	1030	1037									
LETCHWORTH GARDEN CITY		0725	0759				0807				0859				0915	0945				1011		1045												
Baldock		0733	0807				0815				0907				0923	0953				1019		1053												
Ashwell & Morden		0743					0825								0933					1029														
Royston		0753	0822				0835				0922				0943	1008				1039		1108												
Meldreth		0803					0845								0953					1049														
Shepreth		0811					0853								1001					1057														
Foxton		0819					0901								1009					1105														
CAMBRIDGE	0805	0844	0852	0855	0921						0952			0955	1039	1038			1055	1135		1138												
Arlesey								0835				0859								0956														
Biggleswade								0855				0904								1001														
Sandy												0908								1005														
St Neots												0915								1012														
Huntingdon (arr)												0923								1020														
Huntingdon (dep)												0923								1020														
PETERBOROUGH												0944				0949	0954	1039		1014		1045		1059										

All trains are operated by First Capital Connect except:

GR - train operated by Great North Eastern Railway (www.gner.co.uk)

I - First Class accommodation available

For details of services before 0400, please see previous day's tables

- Interchange with London Underground

- Bus service; heavy luggage, prams, bicycles etc may not be conveyed

- customers travelling between London and Cambridge may wish to travel via 'one' services, see table 2A for details

Passengers may leave London later and arrive at highlighted stations earlier by using an alternative service. Please check adjacent columns for alternative journeys

All services shown in this timetable may be subject to alteration, especially services on Bank Holidays, at Weekends and services with the column note Visit www.firstcapitalconnect.co.uk/changes, look for posters displaying **Changes to Train Times** or call National Rail Enquiries on **08457 48 49 50** (24hrs) for details of planned changes to services

Notes and Symbols	GR		GR			GR		GR		GR		GR		GR		GR		GR										
	I	I	I	I	I	I	I	I	I	I	I	I	I	I	I	I	I	I	I									
LONDON KING'S CROSS §	1022		1030	1052		1100	1101	1122				1152	1200	1201	1210	1222			1230	1252		1300	1301	1310	1322			1330
FINSBURY PARK	1027			1057			1106	1127				1157		1206		1227				1257			1306		1327			
Potters Bar							1116							1216									1316					
Hatfield														1222									1322					
WELWYN GARDEN CITY							1126							1226									1326					
Welwyn North							1129							1229									1329					
Knebworth							1133							1233									1333					
HERTFORD NORTH																												
STEVENAGE	1046	1050		1049	1116		1137	1146	1150			1216		1237	1229	1246	1250			1316		1319	1337		1346	1350		1349
HITCHIN	1051		1056		1121	1130		1151		1156	1221	1230				1251		1256		1321	1330			1351		1356		1356
LETCWORTH GARDEN CITY			1111		1121	1145				1211	1245							1311		1345							1411	
Baldock			1119		1153					1219	1253							1319		1353							1419	
Ashwell & Morden			1129							1229								1329									1429	
Royston			1139		1208					1239	1308							1339		1408							1439	
Meldreth			1149							1249								1349									1449	
Shepreth			1157							1257								1357									1457	
Foxton			1205							1305								1405									1505	
CAMBRIDGE §		1155	1235		1238				1255	1335	1338				1355	1435			1438						1455	1535		
Arlesey	1056							1156							1256										1356			
Biggleswade	1101							1201							1301									1401				
Sandy	1105							1205							1305									1405				
St Neots	1112							1212							1312									1412				
Huntingdon (arr)	1120							1220							1320									1420				
Huntingdon (dep)	1120							1220							1320									1420				
PETERBOROUGH	1139			1118		1144	1239					1244	1258	1339			1314			1348		1356	1439				1418	

All trains are operated by First Capital Connect except:

GR - train operated by Great North Eastern Railway (www.gner.co.uk)

I - First Class accommodation available




⊕ - Interchange with London Underground

🚰 - Bus service; heavy luggage, prams, bicycles etc may not be conveyed

§ - customers travelling between London and Cambridge may wish to travel via 'one' services, see table 2A for details

Passengers may leave London later and arrive at highlighted stations earlier by using an alternative service. Please check adjacent columns for alternative journeys

! All services shown in this timetable may be subject to alteration, especially services on Bank Holidays, at Weekends and services with the column note **🚰** Visit www.firstcapitalconnect.co.uk/changes, look for posters displaying **🚰 Changes to Train Times** or call National Rail Enquiries on **08457 48 49 50** (24hrs) for details of planned changes to services

Notes and Symbols	GR		GR		GR		GR		GR		GR		GR		GR		GR													
	1	2	1	2	1	2	1	2	1	2	1	2	1	2	1	2	1	2												
LONDON KING'S CROSS 	1352		1400	1401	1410	1422			1430	1452			1500	1501	1510	1522			1530	1552			1600	1601	1610	1622			1630	1652
FINSBURY PARK 	1357			1406		1427				1457				1506		1527				1557				1606		1627				1657
Potters Bar				1416										1516									1616							
Hatfield				1422										1522									1622							
WELWYN GARDEN CITY				1426										1526									1626							
Welwyn North				1429										1529									1629							
Knebworth				1433										1533									1633							
HERTFORD NORTH																														
STEVENAGE	1416			1437		1446	1450			1516		1519	1537		1546	1550			1616		1637	1629	1646	1650		1649	1716			
HITCHIN	1421	1430			1451		1456			1521	1530				1551		1556		1621	1630					1656		1721	1730		
LETCHWORTH GARDEN CITY		1445					1511				1545					1611			1621	1645					1711		1745			
Baldock		1453					1519				1553					1619			1629	1653					1719		1753			
Ashwell & Morden							1529									1629									1729					
Royston		1508					1539				1608					1639			1708						1739		1808			
Meldreth							1549									1649									1749					
Shepreth							1557									1657									1757					
Foxton							1605									1705									1805					
CAMBRIDGE 		1538				1555	1635				1638					1655	1735			1738				1755	1835			1838		
Arlesey						1456									1556								1656							
Biggleswade						1501									1601								1701							
Sandy						1505									1605								1705							
St Neots						1512									1612								1712							
Huntingdon (arr)						1520									1620								1720							
Huntingdon (dep)						1520									1620								1720							
PETERBOROUGH			1444	1454	1539			1514			1548		1554	1639		1614		1644		1658	1739						1718			

All trains are operated by First Capital Connect except:

GR - train operated by Great North Eastern Railway (www.gner.co.uk)




I - First Class accommodation available

 - Interchange with London Underground

 - Bus service; heavy luggage, prams, bicycles etc may not be conveyed

§ - customers travelling between London and Cambridge may wish to travel via 'one' services, see table 2A for details

Passengers may leave London later and arrive at highlighted stations earlier by using an alternative service. Please check adjacent columns for alternative journeys

 All services shown in this timetable may be subject to alteration, especially services on Bank Holidays, at Weekends and services with the column note  Visit www.firstcapitalconnect.co.uk/changes, look for posters displaying  **Changes to Train Times** or call National Rail Enquiries on **08457 48 49 50** (24hrs) for details of planned changes to services

Notes and Symbols	GR		GR				GR				GR		GR				GR		GR				GR				GR			
	1	1	1	1			1	1			1	1	1	1			1	1	1	1			1	1			1	1	1	1
LONDON KING'S CROSS §	1700	1701	1710	1722			1730	1752			1800	1801	1810	1822			1830	1840	1852			1900	1901	1910	1922			1930	1952	2000
FINSBURY PARK		1706		1727				1757				1806		1827					1857				1906		1927				1957	
Potters Bar		1716										1816											1916							
Hatfield													1822											1922						
WELWYN GARDEN CITY		1726											1826											1926						
Welwyn North		1729											1829											1929						
Knebworth		1733											1833											1933						
HERTFORD NORTH																														
STEVENAGE		1737			1746	1750		1749	1816				1837		1846	1850		1850		1916			1937		1946	1950		1949	2016	
HITCHIN				1751		1756		1821	1830					1851		1856			1921	1930				1951		1956		2021	2030	
LETCWORTH GARDEN CITY						1811			1845						1911					1945					2011			2045		
Baldock						1819			1853						1919					1953					2019			2053		
Ashwell & Morden						1829									1929										2029					
Royston						1839			1908						1939						2008				2039			2108		
Meldreth						1849									1949										2049					
Shepreth						1857									1957										2057					
Foxton						1905									2005										2105					
CAMBRIDGE §				1855	1935			1938						1955	2035						2038				2055	2135			2138	
Arlesey				1756											1856										1956					
Biggleswade				1801											1901									2001						
Sandy				1805											1905									2005						
St Neots				1812											1912									2012						
Huntingdon (arr)				1820											1920									2020						
Huntingdon (dep)				1820											1920									2020						
PETERBOROUGH	1744		1754	1839			1818			1844		1854	1939			1919	1925				1944		1954	2039			2018		2044	

All trains are operated by First Capital Connect except:

GR - train operated by Great North Eastern Railway (www.gner.co.uk)




1 - First Class accommodation available

 - Interchange with London Underground

 - Bus service; heavy luggage, prams, bicycles etc may not be conveyed

§ - customers travelling between London and Cambridge may wish to travel via 'one' services, see table 2A for details

Passengers may leave London later and arrive at highlighted stations earlier by using an alternative service. Please check adjacent columns for alternative journeys

 All services shown in this timetable may be subject to alteration, especially services on Bank Holidays, at Weekends and services with the column note  Visit www.firstcapitalconnect.co.uk/changes, look for posters displaying  **Changes to Train Times** or call National Rail Enquiries on **08457 48 49 50** (24hrs) for details of planned changes to services

Notes and Symbols	MM	MM	MM	MM	MM	MM
	I	MM	I	MM	MM	I
LONDON KING'S CROSS § ⊕	0007		0036	0106		0136
FINSBURY PARK ⊕	0012		0041	0111		0141
Potters Bar			0058			0158
Hatfield			0104			0204
WELWYN GARDEN CITY			0108			0208
Welwyn North			01s16			02s16
Knebworth			01s20			02s20
HERTFORD NORTH					0137	
STEVENAGE	0048		0123	0147	0159	0223
HITCHIN	0058	0103	0128	0159	0219	0228
LETCHWORTH GARDEN CITY		0118			02s34	
Baldock		0126			02s42	
Ashwell & Morden		0136			02s52	
Royston		0146			03s02	
Meldreth		0156			03s12	
Shepreth		0204			03s20	
Foxton		0212			03s28	
CAMBRIDGE §		0237			0348	
Arlesey			01s37			
Biggleswade			01s42			02s40
Sandy			01s46			
St Neots			01s53			02s50
Huntingdon (arr)			02s04			03s01
Huntingdon (dep)						
PETERBOROUGH			0226			0323

All trains are operated by First Capital Connect except:

GR - train operated by Great North Eastern Railway (www.gner.co.uk)

I - First Class accommodation available

⊕ - Interchange with London Underground

🚏 - Bus service; heavy luggage, prams, bicycles etc may not be conveyed

s - Stops to set down only

MM - Monday mornings

§ - customers travelling between London and Cambridge may wish to travel via 'one' services, see table 2A for details

Passengers may leave London later and arrive at highlighted stations earlier by using an alternative service. Please check adjacent columns for alternative journeys

Sundays from 16 September

Table 2 - London to Stevenage, Cambridge and Peterborough

Notes and Symbols	NB			NB			GR			GR			GR KL v		GR		GR		GR		GR							
	0530	05f20	06f45				07b57	08b27	08b27	08b57	1000	09b27	1006	1010	1015	1022	1030	1052	1100	1106	1110	1115	1122	1152	1200			
LONDON KING'S CROSS	0530	05f20	06f45				07b57	08b27	08b27	08b57	1000	09b27	1006	1010	1015	1022	1030	1052	1100	1106	1110	1115	1122	1152	1200			
FINSBURY PARK	0545	05f35					0818	0903	0905	0926		1008	1011			1027		1057		1111			1127	1157				
Potters Bar		0638	0726				0829		0915				1021							1121								
Hatfield		0646	0732				0834		0921				1027							1127								
WELWYN GARDEN CITY		0650	0736				0838		0925				1031							1131								
Welwyn North		0653	0739				0841		0928				1034							1134								
Knebworth		0658	0743				0844		0932				1038							1138								
HERTFORD NORTH																												
STEVENAGE	0645	0705	0710	0746			0817	0846		0920	0935	0946				1026	1042			1046	1049	1116			1142		1146	1216
HITCHIN	0705			0757	0802	0802	0837	0851	0902	0902		0941	0951	0957			1031	1047		1051		1121			1147		1151	1221
LETCHWORTH GARDEN CITY			0722		0817	0817	0852		0917	0917			1012			1035	1051					1125			1151		1225	
Baldock			0730		0825	0825	0900		0925	0925			1020			1038	1054					1128			1154		1228	
Ashwell & Morden			0740		0835				0935				1030				1059								1159			
Royston			0750		0840	0845	0915		0940	0945			1040			1046	1104					1136			1204		1236	
Meldreth			0800		0855				0955								1108								1208			
Shepreth			0808		0903				1003								1111								1211			
Foxton			0816		0911				1011								1113								1213			
CAMBRIDGE	0805		0841		0910	0931	0945		1010	1031						1103	1126		11v06			1154		1226		1201		1254
Arlesey				0802			0856					0956						1056								1156		
Biggleswade				0807			0901					1001						1101								1201		
Sandy				0811			0905					1005						1105								1205		
St Neots				0822			0912					1012						1112								1212		
Huntingdon (arr)				0826			0920					1020						1120								1220		
Huntingdon (dep)				0826			0920					1020						1120								1220		
PETERBOROUGH				0847			0939				0949	1039		1045		1059		1139	1118		1144		1154		1239		1244	

All trains are operated by First Capital Connect except:

GR - train operated by Great North Eastern Railway (www.gner.co.uk)

1 - First Class accommodation available

⦿ - Interchange with London Underground

🚌 - Bus service; heavy luggage, prams, bicycles etc may not be conveyed

b - change at Finsbury Park, connection is by bus

f - change at New Barnet, connection is by bus



KL - service to King's Lynn

NB - service from New Barnet

For details of services before 0400, please see previous day's tables

Passengers may leave London later and arrive at highlighted stations earlier by using an alternative service. Please check adjacent columns for alternative journeys

! All services shown in this timetable may be subject to alteration, especially services on Bank Holidays, at Weekends and services with the column note 🗨 Visit www.firstcapitalconnect.co.uk/changes, look for posters displaying 🗨 Changes to Train Times or call National Rail Enquiries on 08457 48 49 50 (24hrs) for details of planned changes to services

Notes and Symbols	GR		KL	GR		GR		GR		GR		GR		GR		KL	GR		GR		KL	GR		GR					
	1	2	3	4	5	6	7	8	9	10	11	12	13	14	15	16	17	18	19	20	21	22	23	24	25				
LONDON KING'S CROSS 	1206	1210	1215	1222	1230	1252	1300	1306	1310	1315	1322	1330	1352	1400	1406	1410	1415	1422	1430	1452	1500	1506	1510	1515	1522	1530	1552	1600	1606
FINSBURY PARK 	1211			1227		1257		1311			1327		1357		1411		1415	1427		1457		1511			1527		1557	1611	
Potters Bar	1221							1321							1421							1521						1621	
Hatfield	1227														1427							1527						1627	
WELWYN GARDEN CITY	1231							1331							1431							1531						1631	
Welwyn North	1234							1334							1434							1534						1634	
Knebworth	1238							1338							1438							1538						1638	
HERTFORD NORTH																													
STEVENAGE	1242	1229		1246		1316	1319	1342				1346	1349	1416		1442		1446		1516	1519	1542			1546		1616	1642	
HITCHIN	1247			1251		1321		1347				1351		1421		1447		1451		1521		1547			1551		1621	1647	
LETCWORTH GARDEN CITY	1251					1325		1351						1425	1451					1525		1551				1625	1651		
Baldock	1254					1328		1354						1428	1454					1528		1554				1628	1654		
Ashwell & Morden	1259							1359							1459							1559						1659	
Royston	1304					1336		1404						1436	1504					1536		1604				1636	1704		
Meldreth	1308							1408							1508							1608						1708	
Shepreth	1311							1411							1511							1611						1711	
Foxton	1313							1413							1513							1613						1713	
CAMBRIDGE	1326		1302		1354		1426		1401			1454		1526		1501			1554		1626		16v01			1654	1726		
Arlesey				1256								1356						1456							1556				
Biggleswade				1301								1401						1501							1601				
Sandy				1305								1405						1505							1605				
St Neots				1312								1412						1512							1612				
Huntingdon (arr)				1320								1420						1520							1620				
Huntingdon (dep)				1320								1420						1520							1620				
PETERBOROUGH		1258		1339	1314		1348		1356		1439	1418		1444		1454		1539	1514		1548		1554		1639	1614		1644	

All trains are operated by First Capital Connect except:

GR - train operated by Great North Eastern Railway

(www.gner.co.uk)




 - First Class accommodation available

 - Interchange with London Underground

KL - service to King's Lynn

v - service divides at Cambridge, passengers for stations to King's Lynn must travel in the front 4 carriages

Passengers may leave London later and arrive at highlighted stations earlier by using an alternative service. Please check adjacent columns for alternative journeys

 All services shown in this timetable may be subject to alteration, especially services on Bank Holidays, at Weekends and services with the column note  Visit www.firstcapitalconnect.co.uk/changes, look for posters displaying  **Changes to Train Times** or call National Rail Enquiries on **08457 48 49 50** (24hrs) for details of planned changes to services

Sundays from 16 September

Table 2 - London to Stevenage, Cambridge and Peterborough

Notes and Symbols	GR	KL	GR		GR	GR	KL	GR		GR	GR	GR	KL	GR	GR	GR	GR	KL	GR	GR									
	1610	1615	1622	1630	1652	1700	1706	1710	1715	1722	1730	1752	1800	1806	1810	1815	1822	1830	1840	1852	1900	1906	1910	1915	1922	1930	1952	2000	2006
LONDON KING'S CROSS																													
FINSBURY PARK			1627		1657		1711			1727		1757		1811			1827			1857		1911			1927		1957		2011
Potters Bar							1721							1821								1921							2021
Hatfield							1727							1827								1927							2027
WELWYN GARDEN CITY							1731							1831								1931							2031
Welwyn North							1734							1834								1934							2034
Knebworth							1738							1838								1938							2038
HERTFORD NORTH																													
STEVENAGE	1629		1646	1649	1716		1742			1746	1749	1816		1842			1846	1850		1916		1942			1946	1949	2016		2042
HITCHIN			1651		1721		1747			1751		1821		1847			1851			1921		1947			1951		2021		2047
LETCHWORTH GARDEN CITY					1725		1751					1825		1851					1925		1951						2025		2051
Baldock					1728		1754					1828		1854					1928		1954						2028		2054
Ashwell & Morden							1759							1859						1959									2059
Royston					1736		1804					1836		1904					1936		2004						2036		2104
Meldreth							1808							1908							2008								2108
Shepreth							1811							1911							2011								2111
Foxton							1813							1913							2013								2113
CAMBRIDGE		17v02			1754		1826		18v01			1854		1926		19v01			1954		2026		20v01			2054		2126	
Arlesey			1656							1756						1856									1956				
Biggleswade			1701							1801						1901								2001					
Sandy			1705							1805						1905								2005					
St Neots			1712							1812						1912								2012					
Huntingdon (arr)			1720							1820						1920								2020					
Huntingdon (dep)			1720							1820						1920								2020					
PETERBOROUGH	1658		1739	1718		1744		1754		1839	1818		1844		1854		1939	1919	1925		1944		1954		2039	2018		2044	

All trains are operated by First Capital Connect except:



GR - train operated by Great North Eastern Railway
(www.gner.co.uk)

- First Class accommodation available
 - Interchange with London Underground

KL - service to King's Lynn
v - service divides at Cambridge, passengers for stations to King's Lynn must travel in the front 4 carriages


Passengers may leave London later and arrive at highlighted stations earlier by using an alternative service. Please check adjacent columns for alternative journeys

All services shown in this timetable may be subject to alteration, especially services on Bank Holidays, at Weekends and services with the column note Visit www.firstcapitalconnect.co.uk/changes, look for posters displaying **Changes to Train Times** or call National Rail Enquiries on **08457 48 49 50** (24hrs) for details of planned changes to services

Notes and Symbols	KL		GR		GR		KL		GR		GR		GR		KL		EY		MM		MM	MM	MM	
	□	□	□	□	□	□	□	□	□	□	□	□	□	□	□	□	□	□	□	□	□	□	□	□
LONDON KING'S CROSS 	2015	2022	2030	2052	2100	2106	2115	2122	2130	2152	2200	2206	2210	2215	2222	2252	2306	2315	2325	2341	0007	0036	0106	0136
FINSBURY PARK 		2027		2057		2111		2127		2157		2211			2227	2257	2311		2330	2347	0012	0041	0111	0141
Potters Bar						2121						2221					2321			0008		0058		0158
Hatfield						2127						2227					2327			0016		0104		0204
WELWYN GARDEN CITY						2131						2231					2331			0020		0108		0208
Welwyn North						2134						2234					2336			0023		01s16		02s16
Knebworth						2138						2238					2340			0028		01s20		02s20
HERTFORD NORTH																								
STEVENAGE		2046		2116		2142		2146		2216		2242			2246	2317	2343		2349	0031	0048	0123	0147	0223
HITCHIN		2051		2121		2147		2151		2221		2247			2251	2326	2353		0004	0047	0056	0128	0152	0228
LETCWORTH GARDEN CITY				2125		2151				2225		2251				2330	2357	2352			0100		0206	
Baldock				2128		2154				2228		2254				2333	0001				0104			
Ashwell & Morden						2159						2259					0005				0109			
Royston				2136		2204				2236		2304				2341	0010	0001			0113			
Meldreth						2208						2308					0013				0117			
Shepreth						2211						2311					0016				0120			
Foxton						2213						2313					0018				0123			
CAMBRIDGE	2101			2154		2226	2201			2254		2328		2310		0001	0038	0019			0138			
Arlesey		2056						2156							2256				0010			01s37		
Biggleswade		2101						2201							2301				0015			01s42		02s40
Sandy		2105						2205							2305				0018			01s46		
St Neots		2112						2212							2312				0026			01s53		02s50
Huntingdon (arr)		2120						2220							2327				0033			02s04		03s01
Huntingdon (dep)		2120						2220							2327				0033					
PETERBOROUGH		2139	2114		2144			2239	2214		2244		22s59		2349				0055			0226		0323




All trains are operated by First Capital Connect except:

GR - train operated by Great North Eastern Railway
(www.gner.co.uk)

□ - First Class accommodation available
 - Interchange with London Underground
EY - service to Ely

KL - service to King's Lynn
s - Stops to set down only
MM - Monday morning

Passengers may leave London later and arrive at highlighted stations earlier by using an alternative service. Please check adjacent columns for alternative journeys

 All services shown in this timetable may be subject to alteration, especially services on Bank Holidays, at Weekends and services with the column note  Visit www.firstcapitalconnect.co.uk/changes, look for posters displaying  **Changes to Train Times** or call National Rail Enquiries on **08457 48 49 50** (24hrs) for details of planned changes to services