

Mondays to Fridays

Table 2 - London to Stevenage, Cambridge and Peterborough

| Notes and Symbols | KL | | GR | | GR | | GR | | KL | | GR | | GR | | KL | | GR | | GR | | GR | | GR | | KL | | | | |
|-----------------------|------|------|------|------|------|------|------|------|------|------|------|------|------|------|------|------|------|------|-------|------|------|-------|------|------|------|------|------|------|------|
| | 0 | 1 | 0 | 1 | 0 | 1 | 0 | 1 | 0 | 1 | 0 | 1 | 0 | 1 | 0 | 1 | 0 | 1 | 0 | 1 | 0 | 1 | 0 | 1 | 0 | 1 | | | |
| LONDON KING'S CROSS | 0521 | 0545 | 0600 | 0606 | 0615 | 0622 | 0635 | 0636 | 0645 | 0652 | 0700 | 0706 | 0710 | 0715 | 0722 | 0730 | 0735 | 0736 | 0745 | 0752 | 0800 | 0806 | 0810 | 0815 | 0822 | 0830 | 0835 | 0836 | 0845 |
| FINSBURY PARK | 0526 | 0550 | | 0611 | | 0627 | | 0641 | | 0657 | | 0711 | | 0727 | | 0730 | | 0741 | | 0757 | | 0811 | | 0827 | | 0835 | | 0841 | |
| Potters Bar | 0536 | | | 0621 | | | | 0651 | | | | 0721 | | | | | | 0751 | | | | 0821 | | | | | | 0851 | |
| Hatfield | 0542 | | | 0627 | | | | 0657 | | | | 0727 | | | | | | 0757 | | | | 0827 | | | | | | 0857 | |
| WELWYN GARDEN CITY | 0546 | | | 0631 | | | | 0701 | | | | 0731 | | | | | | 0801 | | | | 0831 | | | | | | 0901 | |
| Welwyn North | 0549 | | | 0634 | | | | 0704 | | | | 0734 | | | | | | 0804 | | | | 0834 | | | | | | 0904 | |
| Knebworth | 0553 | | | 0638 | | | | 0708 | | | | 0738 | | | | | | 0808 | | | | 0838 | | | | | | 0908 | |
| HERTFORD NORTH | | | | | | | | | | | | | | | | | | | | | | | | | | | | | |
| STEVENAGE | 0557 | 0608 | 0619 | 0642 | 0634 | 0646 | | 0712 | | 0716 | 0719 | 0742 | 0729 | | 0746 | 0750 | 0756 | 0812 | | 0816 | | 0842 | | | 0846 | 0849 | 0855 | 0912 | |
| HITCHIN | 0605 | 0612 | | 0647 | | 0651 | | 0717 | | 0721 | | 0747 | | | 0751 | | | 0817 | | 0821 | | 0847 | | | 0851 | | | 0917 | |
| LETCWORTH GARDEN CITY | | 0616 | | 0651 | | | | | | 0725 | | 0751 | | | | | | | | 0825 | | 08w53 | | | | | | | |
| Baldock | | 0619 | | 0655 | | | | | | 0728 | | 0755 | | | | | | | | 0828 | | 0857 | | | | | | | |
| Ashwell & Morden | | 0624 | | 0700 | | | | | | 0733 | | 0800 | | | | | | | | 0833 | | 0902 | | | | | | | |
| Royston | | 0628 | | 0704 | | | | | | 0737 | | 0804 | | | | | | | | 0837 | | 0906 | | | | | | | |
| Meldreth | | 0632 | | 0708 | | | | | | 0741 | | 0808 | | | | | | | | 0841 | | 0910 | | | | | | | |
| Shepreth | | 0635 | | 0711 | | | | | | 0744 | | 0811 | | | | | | | | 0844 | | 0913 | | | | | | | |
| Foxton | | 0637 | | 0714 | | | | | | 0746 | | 0814 | | | | | | | | 0846 | | 0916 | | | | | | | |
| CAMBRIDGE | | 0652 | | 0729 | | | | | 0731 | 0801 | | 0828 | | 0802 | | | | | 08v35 | 0901 | | 0931 | | 0902 | | | | | 0931 |
| Arlesey | 0610 | | | | 0656 | | 0723 | | | | | 0756 | | | | | | 0823 | | | | | | 0856 | | | | 0923 | |
| Biggleswade | 0615 | | | | 0701 | | 0728 | | | | | 0801 | | | | | | 0828 | | | | | | 0901 | | | | 0928 | |
| Sandy | 0619 | | | | 0705 | | 0732 | | | | | 0805 | | | | | | 0832 | | | | | | 0905 | | | | 0932 | |
| St Neots | 0627 | | | | 0712 | | 0739 | | | | | 0812 | | | | | | 0839 | | | | | | 0912 | | | | 0939 | |
| Huntingdon (arr) | 0634 | | | | 0720 | | 0747 | | | | | 0820 | | | | | | 0847 | | | | | | 0920 | | | | 0947 | |
| Huntingdon (dep) | 0634 | | | | 0720 | | 0747 | | | | | 0820 | | | | | | 0847 | | | | | | 0920 | | | | 0947 | |
| PETERBOROUGH | 0654 | | 0650 | | 0705 | 0738 | 0721 | 0809 | | | 0750 | | 0800 | | 0838 | 0821 | | 0913 | | 0846 | | 0859 | | 0938 | 0920 | 0926 | 1005 | | |

All trains are operated by First Capital Connect except:

GR - train operated by Great North Eastern Railway (www.gner.co.uk)


1 - First Class accommodation available

⦿ - Interchange with London Underground



KL - To King's Lynn

v - service divides at Cambridge, passengers for stations to King's Lynn must travel in the front 4 carriages

w - service divides at Letchworth Garden City, passengers for stations to Cambridge must travel in the front 4 carriages

 Off-peak tickets are not valid at times highlighted in blue. However, certain exceptions may apply. Please enquire at your local ticket office for details.

For details of services before 0400, please see the end of the previous days tables.

 All services shown in this timetable may be subject to alteration, especially services on Bank Holidays, at Weekends and services with the column note  Visit www.firstcapitalconnect.co.uk/changes, look for posters displaying  **Changes to Train Times** or call National Rail Enquiries on **08457 48 49 50** (24hrs) for details of planned changes to services

| Notes and Symbols | MG | | GR | | GR | | MG | | GR + | GR + | KL | | GR | | GR | MG | | GR | GR | KL | | GR | | GR | | | | | |
|-----------------------|------|------|------|------|------|------|------|------|------|------|------|------|------|------|------|------|------|------|------|------|------|------|------|------|------|------|------|------|------|
| | □ | □ | □ | □ | □ | □ | □ | □ | □ | □ | □ | □ | □ | □ | □ | □ | □ | □ | □ | □ | □ | □ | □ | □ | | | | | |
| LONDON KING'S CROSS | 0852 | | 0900 | 0906 | 0910 | 0915 | 0922 | | 0930 | 0935 | 0936 | 0945 | 0952 | 1000 | 1006 | 1010 | 1015 | 1022 | | 1030 | 1035 | 1036 | 1045 | 1052 | 1100 | 1106 | 1110 | 1115 | 1122 |
| FINSBURY PARK | 0857 | 0832 | | 0911 | | | 0927 | 0902 | | | 0941 | | 0957 | | 1011 | | | 1027 | 1004 | | | 1041 | | 1057 | | 1111 | | 1127 | |
| Potters Bar | | | | 0921 | | | | | | | 0951 | | | | 1021 | | | | | | | 1051 | | | | 1121 | | | |
| Hatfield | | | | 0927 | | | | | | | 0957 | | | | 1027 | | | | | | | 1057 | | | | 1127 | | | |
| WELWYN GARDEN CITY | | | | 0931 | | | | | | | 1001 | | | | 1031 | | | | | | | 1101 | | | | 1131 | | | |
| Welwyn North | | | | 0934 | | | | | | | 1004 | | | | 1034 | | | | | | | 1104 | | | | 1134 | | | |
| Knebworth | | | | 0938 | | | | | | | 1008 | | | | 1038 | | | | | | | 1108 | | | | 1138 | | | |
| HERTFORD NORTH | | 0907 | | | | | | 0937 | | | | | | | | | | 1039 | | | | | | | | | | | |
| STEVENAGE | 0916 | 0920 | | 0942 | | | 0946 | 0950 | 0949 | 0954 | 1012 | | 1016 | | 1042 | | | 1046 | 1051 | | | 1112 | | 1116 | | 1142 | | 1146 | |
| HITCHIN | 0921 | 0926 | | 0947 | | | 0951 | 0956 | | | 1017 | | 1021 | | 1047 | | | 1051 | 1056 | | | 1117 | | 1121 | | 1147 | | 1151 | |
| LETCWORTH GARDEN CITY | 0925 | 0934 | | 0951 | | | | 1004 | | | | | 1025 | | 1051 | | | | 1104 | | | | | 1125 | | 1151 | | | |
| Baldock | 0928 | | | 0955 | | | | | | | | | 1028 | | 1055 | | | | | | | | | 1128 | | 1155 | | | |
| Ashwell & Morden | | | | 1000 | | | | | | | | | | | 1100 | | | | | | | | | | | 1200 | | | |
| Royston | 0936 | | | 1004 | | | | | | | | | 1036 | | 1104 | | | | | | | | | 1136 | | 1204 | | | |
| Meldreth | | | | 1008 | | | | | | | | | | | 1108 | | | | | | | | | | | 1208 | | | |
| Shepreth | | | | 1011 | | | | | | | | | | | 1111 | | | | | | | | | | | 1211 | | | |
| Foxton | | | | 1014 | | | | | | | | | | | 1114 | | | | | | | | | | | 1214 | | | |
| CAMBRIDGE | 0954 | | | 1027 | | 1002 | | | | | | 1031 | 1054 | | 1127 | | 1102 | | | | | 1131 | 1154 | | 1227 | | 1201 | | |
| Arlesey | | | | | | | | | | | 1023 | | | | | | | | | | | 1123 | | | | | | | |
| Biggleswade | | | | | | | 0959 | | | | 1028 | | | | | | | 1059 | | | | 1128 | | | | | | 1159 | |
| Sandy | | | | | | | 1003 | | | | 1032 | | | | | | | 1103 | | | | 1132 | | | | | | 1203 | |
| St Neots | | | | | | | 1010 | | | | 1039 | | | | | | | 1110 | | | | 1139 | | | | | | 1210 | |
| Huntingdon (arr) | | | | | | | 1018 | | | | 1047 | | | | | | | 1118 | | | | 1147 | | | | | | 1218 | |
| Huntingdon (dep) | | | | | | | 1018 | | | | 1047 | | | | | | | 1118 | | | | 1147 | | | | | | 1218 | |
| PETERBOROUGH | | | 0946 | | 0956 | | 1034 | | 1020 | 1026 | 1105 | | | 1045 | | 1056 | | 1134 | | 1116 | 1122 | 1204 | | | 1146 | | 1156 | 1234 | |

All trains are operated by First Capital Connect except:

GR - train operated by Great North Eastern Railway
(www.gner.co.uk)

- - First Class accommodation available
⊕ - Interchange with London Underground
KL - To King's Lynn
MG - From Moorgate

- Off-peak tickets are not valid at times highlighted in blue. However, certain exceptions may apply. Please enquire at your local ticket office for details.
+ Off-peak tickets are subject to further restrictions on this service. For full details please enquire at your local station or call National Rail Enquiries on **08457 48 49 50**.

Passengers may leave London later and arrive at highlighted stations earlier by using an alternative service. Please check adjacent columns for alternative journeys

All services shown in this timetable may be subject to alteration, especially services on Bank Holidays, at Weekends and services with the column note Visit www.firstcapitalconnect.co.uk/changes, look for posters displaying **Changes to Train Times** or call National Rail Enquiries on **08457 48 49 50** (24hrs) for details of planned changes to services

Off-peak tickets are not valid at times highlighted in blue. However, certain exceptions may apply. Please enquire at your local ticket office for details.

Mondays to Fridays

Table 2 - London to Stevenage, Cambridge and Peterborough

| Notes and Symbols | GR | | GR | | KL | | GR | | GR | | MG | | GR | | GR | | GR | | MG | | GR | | KL | | GR | | | | |
|------------------------|------|------|------|------|------|------|------|------|------|------|------|------|------|------|------|------|------|------|------|------|------|------|------|------|------|------|------|------|------|
| | MG | 1 | 1 | 1 | 1 | 1 | 1 | 1 | 1 | 1 | 1 | 1 | 1 | 1 | 1 | 1 | 1 | 1 | 1 | 1 | 1 | 1 | 1 | 1 | 1 | 1 | | | |
| LONDON KING'S CROSS | | 1130 | 1135 | 1136 | 1145 | 1152 | 1200 | 1206 | 1210 | 1215 | 1222 | | 1230 | 1235 | 1236 | 1245 | 1252 | 1300 | 1306 | 1310 | 1315 | 1322 | | 1335 | 1336 | 1345 | 1352 | 1406 | 1410 |
| FINSBURY PARK | 1104 | | | 1141 | 1157 | | 1211 | | | | 1227 | 1204 | | | 1241 | 1257 | | 1311 | | 1315 | 1327 | 1304 | | 1341 | 1345 | 1357 | 1411 | | |
| Potters Bar | | | | 1151 | | | 1221 | | | | | | | | 1251 | | | 1321 | | | | | | 1351 | | | 1421 | | |
| Hatfield | | | | 1157 | | | 1227 | | | | | | | | 1257 | | | 1327 | | | | | | 1357 | | | 1427 | | |
| WELWYN GARDEN CITY | | | | 1201 | | | 1231 | | | | | | | | 1301 | | | 1331 | | | | | | 1401 | | | 1431 | | |
| Welwyn North | | | | 1204 | | | 1234 | | | | | | | | 1304 | | | 1334 | | | | | | 1404 | | | 1434 | | |
| Knebworth | | | | 1208 | | | 1238 | | | | | | | | 1308 | | | 1338 | | | | | | 1408 | | | 1438 | | |
| HERTFORD NORTH | 1139 | | | | | | | | | | | 1239 | | | | | | | | | | 1339 | | | | | | | |
| STEVENAGE | 1151 | 1150 | 1154 | 1212 | | 1216 | 1242 | 1229 | | 1246 | 1251 | | 1258 | 1312 | | 1316 | | 1342 | | 1346 | 1351 | | 1351 | 1412 | | 1416 | 1442 | | |
| HITCHIN | 1156 | | | 1217 | | 1221 | 1247 | | | 1251 | 1256 | | | 1317 | | 1321 | | 1347 | | 1351 | 1356 | | 1417 | | 1417 | 1421 | 1447 | | |
| LETCHWORTH GARDEN CITY | 1204 | | | | | 1225 | 1251 | | | | 1304 | | | | | 1325 | | 1351 | | | 1404 | | | | | 1425 | 1451 | | |
| Baldock | | | | | | 1228 | 1255 | | | | | | | | | 1328 | | 1355 | | | | | | | | 1428 | 1455 | | |
| Ashwell & Morden | | | | | | | 1300 | | | | | | | | | | | 1400 | | | | | | | | | 1500 | | |
| Royston | | | | | | 1236 | 1304 | | | | | | | | | 1336 | | 1404 | | | | | | | | 1436 | 1504 | | |
| Meldreth | | | | | | | 1308 | | | | | | | | | | | 1408 | | | | | | | | | 1508 | | |
| Shepreth | | | | | | | 1311 | | | | | | | | | | | 1411 | | | | | | | | | 1511 | | |
| Foxton | | | | | | | 1314 | | | | | | | | | | | 1414 | | | | | | | | | 1514 | | |
| CAMBRIDGE | | | | | 1231 | 1254 | 1327 | | 1302 | | | | | | 1331 | 1354 | | 1427 | | 1401 | | | | | 1431 | 1454 | 1527 | | |
| Arlesey | | | | 1223 | | | | | | 1256 | | | | | 1323 | | | | 1356 | | | | | 1423 | | | | | |
| Biggleswade | | | | 1228 | | | | | | 1301 | | | | | 1328 | | | | 1401 | | | | | 1428 | | | | | |
| Sandy | | | | 1232 | | | | | | 1305 | | | | | 1332 | | | | 1405 | | | | | 1432 | | | | | |
| St Neots | | | | 1239 | | | | | | 1312 | | | | | 1339 | | | | 1412 | | | | | 1439 | | | | | |
| Huntingdon (arr) | | | | 1247 | | | | | | 1320 | | | | | 1347 | | | | 1420 | | | | | 1447 | | | | | |
| Huntingdon (dep) | | | | 1247 | | | | | | 1320 | | | | | 1347 | | | | 1420 | | | | | 1447 | | | | | |
| PETERBOROUGH | | 1221 | 1227 | 1307 | | 1246 | 1300 | | | 1336 | | 1316 | 1405 | | | | 1346 | 1357 | 1436 | | 1424 | 1505 | | | | | | 1456 | |

All trains are operated by First Capital Connect except:

GR - train operated by Great North Eastern Railway (www.gner.co.uk)

- First Class accommodation available

- Interchange with London Underground

KL - To King's Lynn

MG - From Moorgate

Passengers may leave London later and arrive at highlighted stations earlier by using an alternative service. Please check adjacent columns for alternative journeys

All services shown in this timetable may be subject to alteration, especially services on Bank Holidays, at Weekends and services with the column note Visit www.firstcapitalconnect.co.uk/changes, look for posters displaying **Changes to Train Times** or call National Rail Enquiries on **08457 48 49 50** (24hrs) for details of planned changes to services

| Notes and Symbols | MG | | GR | | KL | | GR + | | MG | | GR + | | GR + | | KL | | GR + | | GR + | | w | | KL v | | | | | |
|------------------------|------|------|------|------|------|------|------|------|------|------|------|------|------|------|------|------|------|------|------|------|------|------|-------|------|-------|------|------|------|
| | 1415 | 1422 | 1430 | 1435 | 1436 | 1445 | 1452 | 1506 | 1510 | 1515 | 1522 | 1530 | 1535 | 1536 | 1545 | 1552 | 1606 | 1610 | 1615 | 1623 | 1630 | 1635 | 1636 | 1640 | 1645 | 1652 | 1653 | |
| LONDON KING'S CROSS | | | | | | | | | | | | | | | | | | | | | | | | | | | | |
| FINSBURY PARK | | 1427 | 1404 | | 1441 | 1457 | 1511 | | | | 1527 | 1504 | | 1541 | 1557 | 1611 | | | | 1628 | | | 1641 | 1640 | 1645 | 1652 | 1653 | |
| Potters Bar | | | | | 1451 | | 1521 | | | | | | | 1551 | | 1621 | | | | | | | 1651 | | | 1713 | | |
| Hatfield | | | | | 1457 | | 1527 | | | | | | | 1557 | | 1627 | | | | | | | 1657 | | | 1719 | | |
| WELWYN GARDEN CITY | | | | | 1501 | | 1531 | | | | | | | 1601 | | 1631 | | | | | | | 1701 | | | 1724 | | |
| Welwyn North | | | | | 1504 | | 1534 | | | | | | | 1604 | | 1634 | | | | | | | 1704 | | | 1727 | | |
| Knebworth | | | | | 1508 | | 1538 | | | | | | | 1608 | | 1638 | | | | | | | 1708 | | | 1732 | | |
| HERTFORD NORTH | | | 1439 | | | | | | | | | 1539 | | | | | | | | | | | | | | | | |
| STEVENAGE | | 1446 | 1451 | 1454 | 1512 | | 1516 | 1542 | | | 1546 | 1551 | 1554 | 1612 | | 1616 | 1642 | | | 1647 | 1649 | | | | 1712 | | 1737 | 1719 |
| HITCHIN | | 1451 | 1456 | | 1517 | | 1521 | 1547 | | | 1551 | 1556 | | 1617 | | 1621 | 1647 | | | 1653 | | | 1717 | | | 1743 | 1725 | |
| LETCHWORTH GARDEN CITY | | | 1504 | | | | 1525 | 1551 | | | | 1604 | | | | 1625 | 1651 | | | | | | 17w24 | | 1710 | 1750 | | |
| Baldock | | | | | | | 1528 | 1555 | | | | | | | | 1628 | 1655 | | | | | | 1727 | | | | | |
| Ashwell & Morden | | | | | | | | 1600 | | | | | | | | 1633 | 1700 | | | | | | 1732 | | | | | |
| Royston | | | | | | | 1536 | 1604 | | | | | | | | 1637 | 1704 | | | | | | 1737 | | 1719 | | | |
| Meldreth | | | | | | | | 1608 | | | | | | | | | 1708 | | | | | | 1741 | | | | | |
| Shepreth | | | | | | | | 1611 | | | | | | | | | 1711 | | | | | | 1744 | | | | | |
| Foxton | | | | | | | | 1614 | | | | | | | | | 1714 | | | | | | 1746 | | | | | |
| CAMBRIDGE | 1504 | | | | | 1531 | 1554 | 1630 | | 1603 | | | | | 1633 | 1654 | 1730 | | 1704 | | | | 1802 | | 17v36 | | | |
| Arlesey | | 1456 | | | 1523 | | | | | 1556 | | | | 1623 | | | | | | 1658 | | | | | | | 1730 | |
| Biggleswade | | 1501 | | | 1528 | | | | | | 1601 | | | 1628 | | | | | | 1703 | | | | | | | 1735 | |
| Sandy | | 1505 | | | 1532 | | | | | | 1605 | | | 1632 | | | | | | 1707 | | | | | | | 1739 | |
| St Neots | | 1512 | | | 1539 | | | | | | 1612 | | | 1639 | | | | | 1714 | | | | | | 1715 | | 1747 | |
| Huntingdon (arr) | | 1520 | | | 1547 | | | | | | 1620 | | | 1647 | | | | | | 1727 | | | | | 1722 | | 1755 | |
| Huntingdon (dep) | | 1520 | | | 1547 | | | | | | 1620 | | | 1647 | | | | | | 1727 | | | | | 1723 | | 1756 | |
| PETERBOROUGH | | 1536 | | 1516 | 1604 | | | | 1556 | 1637 | | 1616 | 1625 | 1704 | | | | 1656 | | | | 1724 | | 1741 | | | 1822 | |

All trains are operated by First Capital Connect except:

GR - train operated by Great North Eastern Railway (www.gner.co.uk)

1 - First Class accommodation available

⊕ - Interchange with London Underground

KL - To King's Lynn

MG - From Moorgate

4 - service formed of 4 carriages

8 - service formed of 8 carriages

u - stops to pick up only

v - service divides at Cambridge,

passengers for stations to King's Lynn must travel in the front 4 carriages

w - service divides at Letchworth Garden City, passengers for stations to Cambridge must travel in the front 4 carriages


Cheap Day Return (return portion), Family Travelcard and One Day Off-peak Travelcard tickets are not valid for travel **from** stations highlighted in yellow to stations between Stevenage and Waterbeach inclusive or to stations between Stevenage and Peterborough inclusive.

+ Off-peak tickets are subject to further restrictions on this service. For full details please enquire at your local station or call National Rail Enquiries on **08457 48 49 50**.

Passengers may leave London later and arrive at highlighted stations earlier by using an alternative service. Please check adjacent columns for alternative journeys

All services shown in this timetable may be subject to alteration, especially services on Bank Holidays, at Weekends and services with the column note Visit www.firstcapitalconnect.co.uk/changes, look for posters displaying **Changes to Train Times** or call National Rail Enquiries on **08457 48 49 50** (24hrs) for details of planned changes to services

| Notes and Symbols | GR + | | GR | GR | | MG | | GR | KL v | | MG | | GR | GR | KL v | | GR | MG | | GR | KL v | | GR | | | | | |
|------------------------|-------|------|------|------|------|------|------|------|------|-------|------|------|------|------|------|------|-------|------|------|------|------|------|------|------|------|------|-------|------|
| | 1 8 | 1 0 | 1 | 1 4 | 1 1 | 1 8 | 1 8 | 1 | 1 1 | 1 8 | 1 1 | 1 8 | 1 | 1 | 1 4 | 1 8 | 1 | 1 | 1 | 1 | 1 | 1 | 1 | | | | | |
| LONDON KING'S CROSS | 1853 | 1900 | 1903 | 1906 | 1907 | 1915 | 1923 | 1930 | 1936 | 1945 | 1952 | | 2000 | 2003 | 2006 | 2007 | 2015 | 2022 | 2030 | 2036 | 2052 | 2100 | 2106 | 2107 | 2115 | 2122 | 2130 | |
| FINSBURY PARK | 18u58 | | | 1911 | | | 1928 | 1902 | 1941 | | 1957 | 1932 | | | 2011 | | | 2027 | | 2041 | 2057 | 2032 | | 2111 | | 2127 | | |
| Potters Bar | | | | 1922 | | | | | 1951 | | | | | | 2021 | | | | | 2051 | | | | 2121 | | | | |
| Hatfield | | | | 1928 | | | | | 1957 | | | | | | 2027 | | | | | 2057 | | | | 2127 | | | | |
| WELWYN GARDEN CITY | | | | 1932 | | | | | 2001 | | | | | | 2031 | | | | | 2101 | | | | 2131 | | | | |
| Welwyn North | | | | 1935 | | | | | 2004 | | | | | | 2034 | | | | | 2104 | | | | 2134 | | | | |
| Knebworth | | | | 1939 | | | | | 2008 | | | | | | 2038 | | | | | 2108 | | | | 2138 | | | | |
| HERTFORD NORTH | | | | | | | 1935 | | | | | 2005 | | | | | | | | | | 2107 | | | | | | |
| STEVENAGE | 1917 | | | 1943 | | | 1947 | 1950 | 2012 | | 2016 | 2020 | | | 2042 | | | 2046 | | 2112 | 2116 | 2120 | 2121 | 2142 | | | 2146 | |
| HITCHIN | 1923 | | | 1948 | | | 1953 | 1957 | 2017 | | 2021 | 2027 | | | 2047 | | | 2051 | | 2117 | 2121 | 2128 | | 2147 | | | 2151 | |
| LETCHWORTH GARDEN CITY | | | | 1954 | | 1940 | | 2005 | 2023 | 2010 | 2028 | 2035 | | | 2051 | | 2040 | | | 2123 | 2128 | 2135 | | 2151 | | | 2140 | |
| Baldock | | | | 1958 | | | | | | | 2031 | | | | 2055 | | | | | | 2131 | | | 2155 | | | | |
| Ashwell & Morden | | | | 2003 | | | | | | | 2036 | | | | 2100 | | | | | | 2136 | | | 2200 | | | | |
| Royston | | | | 2007 | | 1949 | | | | 2019 | 2040 | | | | 2104 | | 2049 | | | | 2140 | | | 2204 | | | 2149 | |
| Meldreth | | | | 2011 | | | | | | | 2044 | | | | 2108 | | | | | | 2144 | | | 2208 | | | | |
| Shepreth | | | | 2014 | | | | | | | 2047 | | | | 2111 | | | | | | 2147 | | | 2211 | | | | |
| Foxton | | | | 2017 | | | | | | | 2049 | | | | 2114 | | | | | | 2149 | | | 2214 | | | | |
| CAMBRIDGE | | | | 2032 | | 2008 | | | | 20v36 | 2103 | | | | 2127 | | 21v06 | | | | 2203 | | | 2227 | | | 22v06 | |
| Arlesey | 1928 | | | | | | 1958 | | | | | | | | | | | | | 2056 | | | | | | | 2156 | |
| Biggleswade | 1933 | | | | | | 2003 | | | | | | | | | | | | | 2101 | | | | 2135 | | | 2201 | |
| Sandy | 1937 | | | | | | 2007 | | | | | | | | | | | | | 2105 | | | | | | | 2205 | |
| St Neots | 1945 | | | | 1941 | | 2014 | | | | | | | | 2041 | | 2112 | | | | | | | 2143 | | | 2212 | |
| Huntingdon (arr) | 1953 | | | | 1949 | | 2022 | | | | | | | | 2049 | | 2120 | | | | | | | 2151 | | | 2220 | |
| Huntingdon (dep) | 1953 | | | | 1949 | | 2022 | | | | | | | | 2049 | | 2120 | | | | | | | 2151 | | | 2220 | |
| PETERBOROUGH | 2010 | 1946 | 1952 | | 2005 | | 2039 | | 2016 | | | | | 2046 | 2052 | | 2105 | | 2136 | 2120 | | | 2153 | | 2208 | | 2236 | 2216 |



 Cheap Day Return (return portion), Family Travelcard and One Day Off-peak Travelcard tickets are not valid for travel **from** stations highlighted in yellow **to** stations between Stevenage and Waterbeach inclusive or to stations between Stevenage and Peterborough inclusive.

 Saver Return (return portion), Cheap Day Return (return portion), Family Travelcard and One Day Off-peak Travelcard tickets are not valid for travel **from** stations highlighted in green **to** stations between Stevenage and Waterbeach inclusive or to stations between Stevenage and Peterborough inclusive.

+ Off-peak tickets are subject to further restrictions on this service. For full details please enquire at your local station or call National Rail Enquiries on **08457 48 49 50**.

See above for additional notes concerning this table

Passengers may leave London later and arrive at highlighted stations earlier by using an alternative service. Please check adjacent columns for alternative journeys. See above for additional notes concerning this table

 All services shown in this timetable may be subject to alteration, especially services on Bank Holidays, at Weekends and services with the column note  Visit www.firstcapitalconnect.co.uk/changes, look for posters displaying  **Changes to Train Times** or call National Rail Enquiries on **08457 48 49 50** (24hrs) for details of planned changes to services

Mondays to Fridays

Table 2 - London to Stevenage, Cambridge and Peterborough

| Notes and Symbols | MG | | GR | | EY | | KL v | | GR | | SM | | SM | | TSM | | TFM | | SM | | TSM | | TSM | | |
|------------------------|------|------|------|------|------|------|------|------|------|------|------|------|-------|------|-------|-------|-------|-------|-------|-------|-------|-------|-------|---|--|
| | 1 | 1 | 1 | 1 | 1 | 1 | 1 | 1 | 1 | 1 | 1 | 1 | 1 | 1 | 1 | 1 | 1 | 1 | 1 | 1 | 1 | 1 | 1 | 1 | |
| LONDON KING'S CROSS | 2136 | 2152 | | 2200 | 2206 | 2215 | 2222 | 2226 | 2236 | 2252 | 2306 | 2315 | 2315 | 2322 | 2330 | 2336 | 0001 | 0004 | 0007 | 0036 | 0036 | 0106 | 0136 | | |
| FINSBURY PARK | 2141 | 2157 | 2132 | | 2211 | 2215 | 2227 | 2232 | 2241 | 2257 | 2311 | | | 2327 | | 2341 | | | 0012 | 0041 | 0041 | 0111 | 0141 | | |
| Potters Bar | 2151 | | | | 2221 | | | | 2251 | | 2321 | | | | | 2351 | | | | 0058 | 0051 | | 0158 | | |
| Hatfield | 2157 | | | | 2227 | | | | 2257 | | 2327 | | | | | 2357 | | | | 0104 | 0057 | | 0204 | | |
| WELWYN GARDEN CITY | 2201 | | | | 2231 | | | | 2301 | | 2331 | | | | | 0001 | | | | 0108 | 0101 | | 0208 | | |
| Welwyn North | 2204 | | | | 2234 | | | | 2304 | | 2334 | | | | | 0004 | | | | 01s11 | 01s04 | | 02s11 | | |
| Knebworth | 2208 | | | | 2238 | | | | 2308 | | 2338 | | | | | 0008 | | | | 01s15 | 01s08 | | 02s15 | | |
| HERTFORD NORTH | | | 2207 | | | | | 2307 | | | | | | | | | | | 0039 | | | 0137 | | | |
| STEVENAGE | 2212 | 2216 | 2220 | | 2242 | | 2246 | 2320 | 2312 | 2316 | 2342 | | | 2346 | | 0012 | | 00s23 | 0048 | 0118 | 0112 | 0147 | 0218 | | |
| HITCHIN | 2217 | 2221 | 2225 | | 2250 | | 2254 | 2328 | 2320 | 2324 | 2350 | | | 2354 | | 0020 | 00s27 | 0056 | 0123 | 0117 | 0152 | 0223 | | | |
| LETCHWORTH GARDEN CITY | 2223 | 2228 | 2233 | | 2254 | 2245 | | 2336 | 2326 | 2331 | 2354 | 2345 | 2345 | | 0029 | | 00s41 | 0100 | | | | 0206 | | | |
| Baldock | | 2231 | | | 2258 | | | | | 2334 | 2358 | | | | | | | 0104 | | | | | | | |
| Ashwell & Morden | | | | | 2303 | | | | | | 0003 | | | | | | | 0109 | | | | | | | |
| Royston | | 2239 | | | 2307 | 2254 | | | | 2342 | 0007 | 2354 | 2354 | | | | 00s50 | 0113 | | | | | | | |
| Meldreth | | | | | 2311 | | | | | | 0011 | | | | | | | 0117 | | | | | | | |
| Shepreth | | | | | 2314 | | | | | | 0014 | | | | | | | 0120 | | | | | | | |
| Foxton | | | | | 2317 | | | | | | 0017 | | | | | | | 0123 | | | | | | | |
| CAMBRIDGE | | 2255 | | | 2329 | 2311 | | | | 2358 | 0029 | 0010 | 00v10 | | | | 0107 | 0139 | | | | | | | |
| Arlesey | | | | | | | 2259 | | | | | | | 2359 | | | | | 01s35 | 01s28 | | | | | |
| Biggleswade | | | | | | | 2304 | | | | | | | 0004 | | 00s42 | | | 01s40 | 01s33 | | 02s38 | | | |
| Sandy | | | | | | | 2308 | | | | | | | 0008 | | | | | 01s44 | 01s37 | | | | | |
| St Neots | | | | | | | 2315 | | | | | | | 0015 | | 00s51 | | | 01s51 | 01s45 | | 02s48 | | | |
| Huntingdon (arr) | | | | | | | 2326 | | | | | | | 0026 | | 01s02 | | | 02s02 | 01s55 | | 02s59 | | | |
| Huntingdon (dep) | | | | | | | 2326 | | | | | | | 0026 | | | | | | | | | | | |
| PETERBOROUGH | | | | 2246 | | | 2342 | | | | | | | 0042 | 00s23 | 0122 | | | 0224 | 0220 | | 0321 | | | |

Passengers may leave London later and arrive at highlighted stations earlier by using an alternative service. Please check adjacent columns for alternative journeys

- All trains are operated by First Capital Connect except:
- GR** - train operated by Great North Eastern Railway (www.gner.co.uk)
- 1** - First Class accommodation available
- ⊕** - Interchange with London Underground
- EY** - To Ely
- KL** - To King's Lynn
- MG** - From Moorgate
- SM** - Saturday mornings
- TFM** - Tuesday to Friday mornings
- TSM** - Tuesday to Saturday mornings
- s** - stops to set down only
- v** - service divides at Cambridge, passengers for stations to King's Lynn must travel in the front 4 carriages

- this service may be affected by engineering works. Further information will be available on posters showing this symbol at affected stations or at www.firstcapitalconnect.co.uk/changes

All services shown in this timetable may be subject to alteration, especially services on Bank Holidays, at Weekends and services with the column note Visit www.firstcapitalconnect.co.uk/changes, look for posters displaying **Changes to Train Times** or call National Rail Enquiries on **08457 48 49 50** (24hrs) for details of planned changes to services